





# Contents

**Company Introduction** ..... **3**

**Technical Information** ..... **10**

## New Products

---

**Warning/ Signal/ Stackable Lights** ..... **36**

We produce a diverse portfolio of xenon and LED warning/ signal/ stackable light products that vary in size from 50mm to 180mm in diameter. The xenon and LED filaments are used to improve the lifetime and brightness of the products.



**Signal Lights & Electric Horns/ Speakers** ..... **43**

Excellent products that provide visual signals and audible sound. These products recently added an SDcard slot which allows users to input their own sound suitable for their application condition.



**Heavy-Duty Warning Lights/ Horns** ..... **45**

Products for vessels, heavy-duty, and heavy equipment require anti-vibration, corrosion, and waterproof qualities. Qlight's products are compliant with ABS, LR, CCS, KR, CE certifications.



**Explosion Proof Warning Lights/ Horns** ..... **50**

Explosion proof products are used in places such as offshore plants, petrochemical plants and gunpowder factories where lingering explosive gas/chemicals pose a higher risk for fire and explosion.

Qlight produces products which are compliant to IECEx, ATEX, NEPSI, KGS, KOSHA standards.



**Warning Light Bars** ..... **53**

Warning light bars require various shapes and sizes depending on the vehicle and purpose. Qlight's products can meet varying requirements due to the modular design of the light bar.



# Contents

## Aviation Obstruction Lights ..... 54

Aviation obstruction lights are placed in high locations that can be costly for repair and inspection. Qlight's products use LED lights which provide long lasting durability and are virtually maintenance free. Qlight's products can meet the mid, low brightness and flame proof standards.



## Signal Tower Lights ..... 55

Signal tower lights can be used for a wide variety of industries and environments that require the transmission of visual and audible signals. Qlight tower lights are available in a number of shapes and also offer options for built-in sounds and melodies.



## USB, ETN Signal Tower Lights ..... 60

USB LED tower lights do not need a power source when connected via USB to a PC. Our Ethernet communication LED tower lights can be controlled over long distances by internet or LAN.



## Wireless Control Product ..... 64

The wireless network system helps users to remotely monitor and control the operation status of the signaling device through a PC or smartphone. By applying this wireless connected signaling system, users can improve the efficiency of their production environment.



## Electronic Horns/ Speakers/ Motor Sirens ..... 65

Electric horn products include 7 warning sounds, 13 melodies, and 30 MP3 sounds (via multiple channels) built-in. Products with the MP3 option allow users to input the proper sound for their working condition and environment.



## Industrial LED Lights ..... 67

Qlight produces industrial LED work lights for machine tools that are durable and waterproof. These industrial work lights can also be used in distribution panels and are IP67/ IP69K compliant for high pressure water cleaning environments.



# Company Introduction



## Qlight Gives You a Brighter Future!

Qlight has been a world-leading provider of visual and audible status indicating systems and solutions for the last three decades. We pride ourselves in developing products which help our customer's improve productivity, safety, and quality control in the industrial automation and commercial industries. Our strong dedication to innovative products, quality assurance, well-established supply chain, customizable manufacturing and strong customer relationships have helped us earn the top market share in Korea and China. These core values have also been fundamental to our continued growth into new markets. Qlight's products are certified by the International Quality Management System (ISO14001), IECEX, ATEX, UL, NEPSI, CE, Lloyd, KIMM, and KOSHA which display our dedication to strin-

gent quality control and product development based on safety-pursuing industry standards.

Our assembly lines in Busan, South Korea and Shanghai, China presently provide a variety of more than 450 of products to more than 40 countries, based on sales offices in South Korea (Seoul, Busan) China (Shanghai, Shenzhen, Shenyang, Tianzhen, Tianjin, Wenzhou), and the U.S. (Silicon Valley). The Qlight brand reflects 30 years of research and development, certification, and manufacturing experience.

We will continue to establish ourselves as an industry-leading provider by pushing the boundaries of technology in order to enhance our customer's efficiency and safety in every industry and region of the world.



## Qlight Global Networks

Country	Company name	Address	Phone
Korea	Qlight Co., Ltd.	HQ   Suite #1510, STX-V Tower, 128 Gasan digital 1-ro, Geumcheon-gu, Seoul, Korea Factory  185-25, Mukbang-Ro, Sangdong-Myeon, Gimhae-si, Gyeongsangnamdo, Korea	+82-80-328-2222 +82-80-328-1111
USA	Qlight USA, Inc.	#341, 3003 North First St., San Jose, CA 95134 USA	+1-408-519-5740
China	SHANGHAI Qlight Electronics Co.,Ltd	#19, Nanda Road, Baoshan Area, Shanghai, China	+86-21-6651-7100
Japan	Qlight Japan	1-9, Maesato-cho, Minami-ku, Yokohama, 232-0004, Japan	+81-45-271-8090

## Qlight Clients Heavy industry / Ship building / Automotive / Steel / Machinery / Petrochemical / Power plants / Electronics / Semiconductor / Emergency Vehicles



# Company Introduction

**Qlight uses novel management and production management systems in order to produce high quality products.**

By adopting technology standards and quality assurance systems,

Qlight has achieved quality gentrification and standardization with a wide range of products in order to meet our customer's sophisticated needs.



## Enterprise Resource Planning(ERP) System



- **Enterprise Resource Planning(ERP) system maximizes our management's efficiency**

The comprehensive enterprise resource planning system allows Qlight to quickly understand, communicate, and manage current business conditions in an efficient and transparent platform.

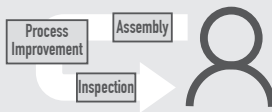
## Quick On-Time Delivery System



- **Highly efficient Supply Chain Management (SCM) ensures quick delivery time**

Our SCM's ability to visualize the entire supply chain at a glance from purchasing to production and to distribution allows for enhanced production efficiency for quick on-time delivery.

## Cell Based Manufacturing Systems



- **Apply Cell Manufacturing Systems where operators are responsible for the entire production procedure from beginning to end**

Modular parts and cell manufacturing systems allow for flexible manufacturing and mass product customization.

## Small Quantity Batch Production System



- **Flexible Customer-Driven Small Quantity Batch Production System (FMS: Flexible Manufacturing System)**

450 product families to satisfy diverse use cases and conditions. Prompt production system to produce approximately 15,000 types of parts.

## Quick Response to Market Change



- **One-stop System which allows Qlight to respond quickly to market needs**

Marketing strategy, R&D, purchasing, production and quality control activities are planned and carried out in one area with a one-stop system that allows Qlight to respond quickly to market needs.

# Company History

Qlight has been striving to accomplish our mission to provide visual and audible status indicating systems and solutions to enhance our customer's work safety and efficiency for the last three decades.

1986-1992	1993-2005	2006-2010	2011 to Present	- Future
Business foundation and consolidation	Growing as a signal transmission device specialist	A great leap forward & business reconstruction	New engines for growth	The 2 <sup>nd</sup> growth and globalization
				
			<p><b>2019</b> 09 Completed Qidong factory</p> <p>08 Explosion proof LED tower light (QTEXB) acquired TIIS mark</p> <p>Explosion proof LED work lights (SESA/ SESAL/ SESALR/ SESAS) obtained KCs certificate</p> <p>04 Launched new brand 'Qlightec' providing smart factory solutions</p> <p>01 Explosion proof LED work lights (QLEX-SLM-250(PL)) obtained KCs certificate</p> <p><b>2018</b> 10 Began construction of Qidong Factory, China</p> <p>08 Explosion proof LED warning light(SNE, SNES) acquired NEPSI certificate</p> <p>07 Explosion proof LED warning light (SNEL/ SNESLR) acquired TIIS certificate</p> <p>03 Non-Sparking ex-proof LED work light (QMFL30-Ex-24) acquired NEPSI certificate</p> <p>02 Explosion proof warning lights (SNEL/ SNESL/ SESAL) acquired CCC(F) certificate</p> <p>Explosion proof LED tower light (QTEX/ QTEXB) acquired ATEX, IECEx certificate</p> <p><b>2017</b> 02 ISO 14001 : 2015 certificate acquired</p> <p>Obtained ICAO certificate for SAOL1</p> <p><b>2016</b> 11 Obtained the patent for "multi-functional modular signal tower light" (Patent # : 10-1676863)</p> <p>09 Obtained the patent for "Emergency Vehicle Lightbar" (Patent # : 10-1662283)</p> <p>07 Obtained UL certificate for LED signal lights Q series</p> <p>Obtained the patent for "Bar style LED work lights" (Patent # : 10-1598123)</p> <p><b>2015</b> 06 Limit switch models (3 items including SW2TS) acquired certificates from RMRS</p> <p>03 LED work lights (QML150/250, QMFL 500/600) UL listed</p> <p><b>2014</b> 10 Established the Qlight USA, Inc. in San Jose, CA.</p> <p>Horn which that emits light patented (Patent # : 10-1452447)</p> <p>Fan/ tilt type bracket patented (Patent # : 10-1452445)</p> <p>09 LED strobe light with multi-lens patented (Patent # : 10-1444391)</p> <p>08 Explosion proof product family including SNE, SNES, SESA, SEA, SPNA acquired IECEx certificates</p> <p>01 Non-sparking explosion proof tower lights including ST45ML and STB45ML acquired KGS and NEPSI certificates</p> <p><b>2013</b> 01 Portable warning lights for agricultural machine applications patented (Patent # : 10-1226959)</p> <p><b>2012</b> 12 Explosion proof warning lights (SNE, SNES) acquired CCS certificates</p> <p>LED work light with cylindrical lens attached patented (Patent # : 10-1219020)</p> <p>09 Explosion proof warning lights (SESA, SEA, SPNA) and heavy-duty warning lights (SH1, SED, SEWN30) certified by CCS</p> <p>01 LED warning light with LED reflector patented (Patent # : 10-1108102)</p> <p><b>2011</b> 11 Explosion proof warning light (SNE, SNES) acquired NEPSI certificate</p> <p>08 KCC (Korea Communications Commission) certificate acquired</p> <p>07 Light equipment applying prism system patented (Patent # : 10-1051056)</p> <p>ATEX certificate acquired for PC controlled tower light (ST56EL-ETN)</p> <p><b>2010</b> 05 QEB certified by KIMM</p> <p>LED warning light, bulb revolving warning light patented (Patent # : 10-0961472)</p> <p><b>2008</b> 04 Motor drive system patented (Patent # : 20-0439536)</p> <p>03 LED revolving type lens patent acquired (patent # :10-0808669)</p> <p><b>2007</b> 11 Explosion proof electric horn (SPNA) acquired NEPSI certificates</p> <p>05 Tower light models including ST45, ST56,ST80) UL listed</p> <p><b>2005</b> 07 Heavy-duty products for vessel applications acquired Lloyd's (UK's Maritime Classification Society) certificates</p> <p>04 ABS certificates acquired for 18 products including SH1</p> <p><b>2004</b> 06 ISO 9001:2000 certificates acquired</p> <p><b>2001</b> 02 Established Shanghai Qlight Electronic Co.,Ltd. in China</p> <p><b>2000</b> 07 Established Qlight Limited</p> <p><b>1993</b> 11 Nominated for developing domestic explosion proof warning lights by Korean Ministry of Science &amp; Technology</p> <p><b>1986</b> 07 Established Qlight</p>	

# R&D Center and Lab for Testing Explosion Proof Products

## R&D Center

Qlight's R&D laboratory continually strives to enhance our technology in the areas of product miniaturization, unmanned operation, and strengthened durability in order to develop products that can satisfy our customer's sophisticated needs.

Considering our customer's diverse operational conditions, we constantly pursue the best product quality by testing and measuring our products under the most extreme conditions. We achieve our high quality through standardized processes acknowledged by world-leading certificate organizations such as UL, CE, ATEX, IECEx and etc.



## Research Achievements

01. Interchangeable layer type tower lights
02. Warning light globes applying optical-path direction lighting system
03. Floodlight with high efficiency LED for inspecting cracks in industrial sites and industrial machinery
04. A lens that helps deliver the LED's light in the lateral direction, and bulbs applying this lens (LR-transparent)
05. High intensity LED revolving warning lights applying multi-directional reflector
06. Explosion proof electric horns applying sintered flame arrester
07. Brushless DC motor
08. Motors applying V-belt drive, featuring high energy efficiency and minimized noise
09. Multiple color LED warning lights
10. Signal lights applying LED bulbs as light source
11. Solar powered warning lights
12. Direct-drive warning lights
13. Special driving gear for revolving warning lights
14. LED Bulb applying special lens
15. Warning lights for heavy industry applying multi lens system
16. Signal horns embedded in the enclosure body that functions as a light source
17. LED Work light bars specifically designed for machine tools with IP69K protection rating



## Lab for Testing Explosion Proof Products

Qlight has invested in our own explosion proof test facilities in order to quickly develop new technologies and conduct pre-certification testing. This helps us maximize our efficiency in developing products within market driven timelines.

The pre-certification testing follows the strict IEC 60079-0, IEC 60079-1 standards to ensure our product's quality and smooth certification process when submitted to universal standards bodies.

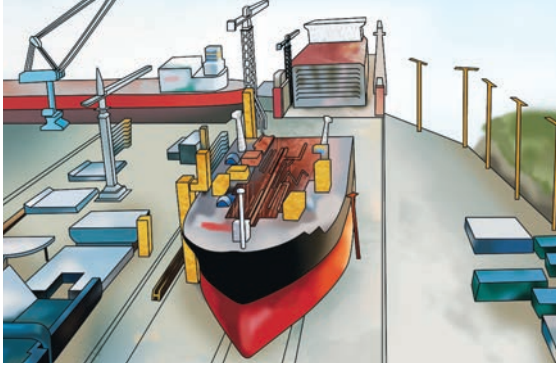


## Process of Explosion Proof Testing




# Application Areas

Qlight's products are used in a wide range of industries. With our various product families, we offer a wide selection of products appropriate for every facility and working condition.



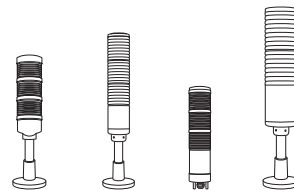
## Shipbuilding Industry

Explosion proof products have the durability, enclosed structure, and corrosion resistance features to protect it from dangerous situations in ships or manufacturing plant environments.




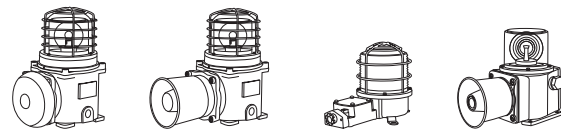
## Semiconductor Manufacturing Equipment

Semiconductor manufacturing equipment has a high automation utilization rate and for that reason its operating condition is monitored by signaling devices. In this case, signal tower lamps are typically used. On the other hand, for places/ equipment that use ultra-high purity gases in its process (for example gas cabinets), non sparking explosion proof signal tower lamps are used.



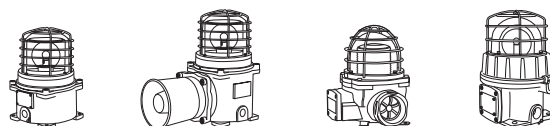
## Offshore Plant

For offshore oil and gas rigs in the ocean, safety is a priority. In order to maintain safe and stable operating conditions, Heavy-duty products are often selected because of its shock/ corrosion/ water resistance features.



## Petrochemical Plant

Places such as petrochemical plants and gunpowder factories where explosive gas is ubiquitous and has a higher risk of fire and explosion. Explosion proof signaling devices are often used in order to ensure proper safety in these hazardous locations.


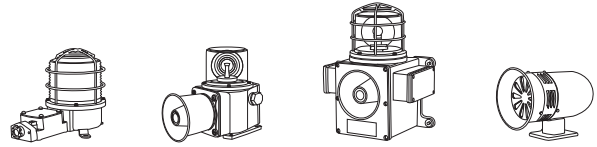


# Application Areas



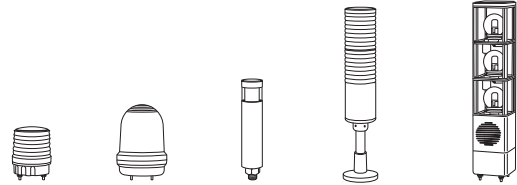
## Steel Industry

Steel mills have high-risk of an accidents due to its 24-hour a day operation in high-temperature environments. Various warning lights and alarms are installed to ensure safety, mostly heavy-duty products that have high resistance to vibration and shock are used in this application area.




## Unmanned Automation Equipment

Various audio-visual signaling devices are used in locations where unmanned automated machines are in operation. They are used to notify the current status of the manufacturing process/ equipment. With our products, operators can quickly respond to any situation.



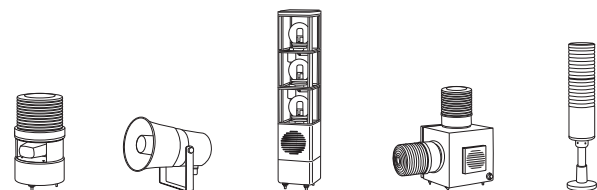
## Machine Tools

It is often difficult to monitor the operating status inside a machine tool. Therefore, signal tower lamps with auditory tones are mainly used and mounted outside the machine tool to help notify the user of its operating status. On the other hand, work lights installed inside the machine help with visibility inside the tool and require high durability and resistance to oil. Qlight has LED work lights for machine tools that are suitable for IP69K environments.



## Automotive Industry

Manufacturing efficiency drops significantly when a failure occurs in a working line of a automobile plant. A signaling system is valuable in tracking the status of the equipment in order to provide immediate response to the situation or problem.

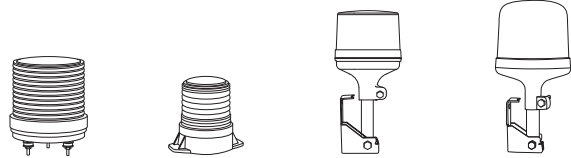


# Application Areas




## Industrial Vehicles, Construction Machinery

Industrial vehicles such as forklifts, excavators, and wheel loaders use warning lights to warn people from getting close to the vehicles. Industrial vehicles and construction machinery are exposed to harsh environments such as heavy vibration/ shock. Therefore, these products require high durability and superior weather resistance.



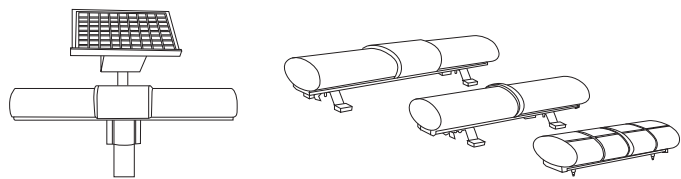
## Obstruction Lights

It is mandatory to install obstruction lights on structures likely to interfere with the flight path and safety of an aircraft. Since these product specifications are defined by each government's aviation regulatory bodies, users must select the right products that meet the proper requirements.



## Road Safety and Emergency Vehicles

Installed in vehicles such as police cars, ambulances and tow trucks to ensure safety. Also installed in hazardous areas such as steep slopes to warn drivers to drive safely in dangerous areas.



# Light Source of Warning Light/ Signal Light

## SELECTION OF WARNING LIGHT

The selection of signaling devices will depend on the particular situation and environment.

- Whether the location of installation is dark or bright.
- Whether the signal transmission range should be short or long, or should have good visibility.
- Whether you need an economical but short lifetime product or upscale product with longer lifetime.
- Whether the environment is harsh with vibration and shock, or the environment is stable so that the life of the lights can be guaranteed.
- The selection of signaling device can be different depending on the situation and environment. The convenience and efficiency of maintenance should also be considered.

### \* Factors to consider in signal selection

1. Purpose
2. Signal transmission
3. Environment
4. Budget
5. Ease of maintenance

## TYPE OF LIGHT SOURCE



### Bulb

Light bulb is a light source that uses temperature reflection generated by the current flowing through the light bulb filament (thin line of metal), tungsten wire coil filament is often used. The hot filament is protected from oxidation with a glass sphere injected with inert gas (Argon gas, etc.). Typical characteristics of the gas injected bulb are described below.

1. If the input voltage decreases more than 10% of the rated voltage, the bulb life increases four times than before, and the power consumption is reduced by 85%.
2. On the other hand, If input voltage is 10% higher than the rated voltage, the life of the bulb is shortened by about 30% and the power consumption increases about 16%, and the brightness is increased by about 40%. The standard service life of a normal bulb is about 1,000 - 1,500 hours.



### LED

The LED is a light emitting diode which emits light by injecting a current in the PN junction of the special semiconductor, semiconductors such as GaAs, GaP that Maximizes the electro-optical conversion effects are used. Like other semiconductors, over-voltage or ambient temperature affects the lifetime, but due to the absence of mechanical abrasion of the part, LED is shock/ vibration resistant so there is no need for proper seismic design. The standard service life of an LED is about 50,000 hours.



### Xenon Lamp

Xenon lamp is a flash type light source that emits bright light instantly by inserting high energy into the lamp. Compared with the steady type lamp, xenon lamps need a lot of input power instantly and a extremely large amount of light is diffused.

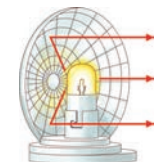
The lamp is filled with xenon(Xe) gas due to the convenience of the production(choice of materials), its use, xenon lamp was named after the xenon gas that it uses. xenon lamps are also resistant to vibration due to its mounting method. In addition, it is visible even in bright environments not only because the spectacle distribution of the visible light is close to the sunlight, it uses the same method as the strobe of the camera.

# Warning Light/ Indicator Light Operating Principle




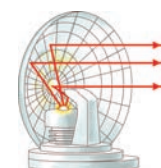
## Bulb Steady/ Flashing Type

- Highly diffusible light bulb that refracts light through a special lens and can be used in a steady or flashing state



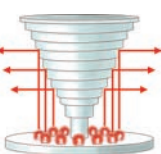
## Bulb Revolving Type

- By combining a highly diffusible light bulb and a reflector, light is reflected in a parallel beam with a rotating cycle
- Our bulb revolving model has a long lifetime enabled by using a high durability bulb and a power transfer system that minimizes noise and abrasion




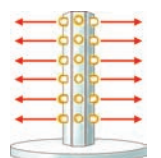
## LED Revolving Type

- The combination of an LED and a reflector creates a parallel light beam with a rotating cycle
- Our LED revolving model is patented for emitting light with the same level of uniformity and brightness compared to the bulb reflecting type



## LED Steady/ Flashing Type

- The indirect light distribution system uses a special structure to radiate a uniform light signal throughout the entire body of the lens by using a multi-stage reflector
- The direct light distribution system uses a high-intensity LED light and diffusion lens to transfer signal over a long distance. Qlight LED lights / flashing lights are equipped with two structures depending on the model type, Steady or Flashing type




## LED Strobe Type

- By shortening the LED flashing period and supplying the maximum current to the LED, it produces a flash effect just like the xenon lamp



## LED Simulated Revolving Type

- By uniformly arranging the LED lens in a 360 degree circumferential direction, it will produce a flash in a regular rotating sequence
- The visual effect looks just the same as the revolving model



## Xenon Lamp Strobe Type

- The strobe type model uses a xenon lamp that instantly emits a high brightness light by supplying large energy
- Requires more power than other flashing type models, and the flash is brighter in comparison
- Has excellent vibration resistance compared to regular light bulbs but is not superior to LEDs
- Can spread strong light signals in all directions because of the light projecting structure

# Waterproof and Dustproof Protection Structure

## Comparing waterproof dustproof protection structure

■ IP rating : Known as "Ingress Protection rating" indicated in two-digit code showing the amount of protection against solid and the liquid. (IEC60529)

# IP 67






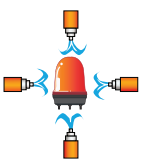
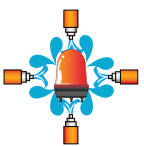


### First Number

### Protection against solid

- 0  Test  
No protection
- 1  Protected against solid objects over 50mm, e.g. accidental touch by persons hands.
- 2  Protected against solid objects over 12.5mm, e.g. persons fingers.
- 3  Protected against solid objects over 2.5mm (tools and wires).
- 4  Protected against solid objects over 1mm (tools, wires, and small wires).
- 5  Protected against dust limited ingress (no harmful deposit).
- 6  Totally protected against dust.

### Second Number

### Protection against liquid

- 0  Test  
No protection
- 1  Protection against vertically falling drops of water e.g. condensation.
- 2  Protection against direct sprays of water up to 15° from the vertical.
- 3  Protected against direct sprays of water up to 60° from the vertical.
- 4  Protection against water sprayed from all directions - limited ingress permitted.
- 5  Protected against low pressure jets of water from all directions - limited ingress.
- 6  Protected against temporary flooding of water, e.g. for use on ship decks - limited ingress permitted.
- 7  Protected against the effect of immersion between 15 cm and 1 m.
- 8  Protects against long periods of immersion under pressure.

※ The configurations below are mainly used. Other configurations tend to be illogical.

※ IP00/IP11, IP12/IP21, IP22, IP23/IP31, IP32, IP33, IP34/IP41, IP42, IP43, IP44/IP54, IP55, IP56/IP65, IP66, IP67

# NEMA Protection Ratings

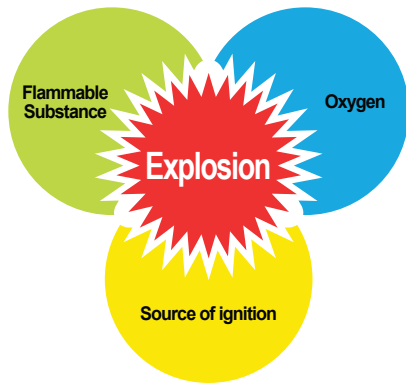
- **NEMA SIZE** : National Electrical Manufacturers Associations standard for enclosure protection rating, NEMA1-6 and 11-13 type is applicable in Non-Hazardous Locations, NEMA 7-10 is applicable in Hazardous Locations.

Type	Usage place	Environment	Protection Grade
1	Indoor Use	Non-explosion proof	Provides protection against falling dirt
2	Indoor Use	Non-explosion proof	Provides protection against falling dirt and dripping/light splashing water
3	Outdoor Use	Non-explosion proof	Provides protection against falling dirt, windblown dust, water (rain, sleet, snow); and prevents damage by the external formation of ice on the enclosure
3R	Outdoor Use	Non-explosion proof	Provides protection against falling dirt, water (rain, sleet, snow); and undamaged by the external formation of ice on the enclosure
3S	Outdoor Use	Non-explosion proof	Provides protection against falling dirt, water (rain, sleet, snow); and external mechanism operable when ice laden
4	Indoor/ Outdoor Use	Non-explosion proof	Provides protection against falling dirt, windblown dust, water (rain, sleet, snow splashing water, and hose directed water); undamaged by the external formation of ice on the enclosure
4X	Outdoor Use	Non-explosion proof	Same as Type4 with additional level of protection against corrosion
5	Indoor Use	Non-explosion proof	Provide protection against falling dirt and settling airborne dust, lint, fibers, and flyings, dripping/light splashing water
6	Indoor/ Outdoor Use	Non-explosion proof	Provides protection against falling dirt; and hose directed water and the entry of water during occasional temporary submersion at a limited depth
6P	Outdoor Use	Non-explosion proof	Provides protection against falling dirt; and hose directed water and the entry of water during prolonged submersion at a limited depth
7	Outdoor Use	Explosion proof	Enclosures constructed for indoor use in hazardous (classified) locations for gas
8	Indoor/ Outdoor Use	Explosion proof	Enclosures constructed for either indoor or outdoor use in hazardous (classified) locations for explosion proof construction by oil enclosure
9	Indoor Use	Explosion proof	Enclosures constructed for indoor use in hazardous (classified) locations for dust
10	Indoor/ Outdoor Use	Explosion proof	Enclosures constructed to meet the requirements of the Mine Safety and Health Administration, 30 CFR, Part 18.
11	Indoor Use	Non-explosion proof	Provides protection against the corrosive effects of liquids and gases
12	Indoor Use	Non-explosion proof	Provides protection to personnel against access to hazardous parts, against falling dirt and circulating dust, lint, fibers, and dripping/light splashing water
12K	Indoor Use	Non-explosion proof	Same as Type 12 for enclosures constructed with knockouts
13	Indoor Use	Non-explosion proof	Provide protection against falling dirt and circulating dust, lint, fibers, flyings, dripping/light splashing water, spraying, splashing, and seepage of oil and non-corrosive coolants.

- **NEMA Ratings and IP Ratings Equivalency Chart** : The chart below is for comparison between two enclosure ratings. It is only for reference and these two rating standards are not exactly converted.

NEMA ENCLOSURE TYPE	IP ENCLOSURE TYPE
1	IP23
2	IP30
3	IP64
4	IP66
4X	IP66
6	IP67
12	IP55 IP65
13	IP65

# Explosion Proof Technical Data

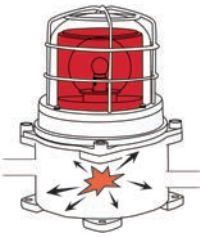
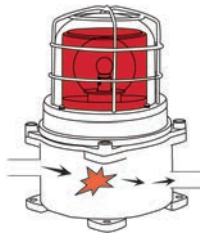
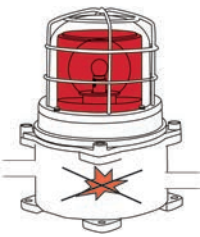
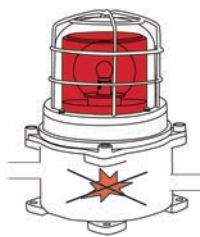
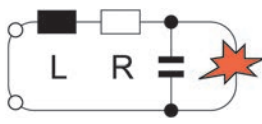
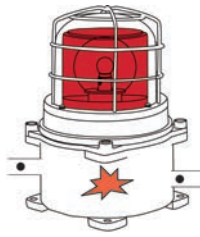


## Technical Data for Explosion Proof Products

- 3 elements of explosion**  
 Flammable substance, ignition source, and oxygen are the 3 elements of an explosion. The explosion will occur when the three components are met. If one of the three components does not exist the explosion will not occur.
- What is explosion proof?**  
 Preventing the combination of the 3 elements of explosion.
- Explosion proof product**  
 Typically, products will include electrical parts that can be an explosion ignition source. However, explosion proof products are designed to prevent spark/ ignition.

## Explosion Proof Structure Classifications

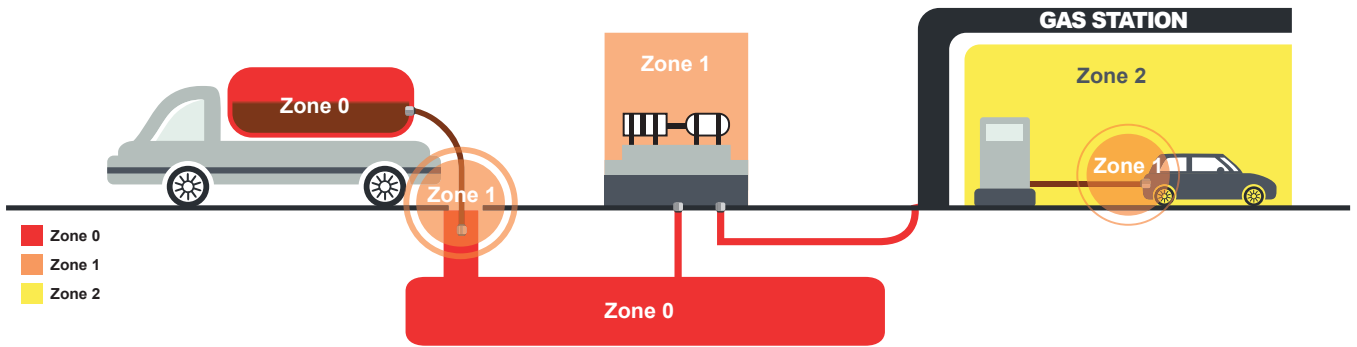
The data indicated below are some of the classification specifications by structure type of the explosion proof products. Furthermore, there are mold explosion proof structure, charging explosion proof structure and special explosion proof structure. The explosion proof classification structure is separated depending on product application areas.

<b>Flame Proof</b>	Ex d      Zone1, 2	 <p>All electrical circuits are enclosed in a house strong enough to contain any explosion or fire that may take place on the inside.</p>	<b>Purged/ Pressurized</b>	Ex p      Zone1, 2	 <p>Type of protection in which the protective inert gas inside the enclosure is maintained at a higher pressure than that of the surrounding atmosphere.</p>
<b>Increased Safety</b>	Ex e      Zone1, 2	 <p>Electrical circuits incorporates special measures to reduce the probability of excessive temperatures and the occurrence of arcs and sparks in normal service.</p>	<b>Non-Sparking</b>	Ex n      Zone2	 <p>Method of protection for electrical equipment designed so that it will not ignite the surrounding explosive atmosphere in normal operation and under certain fault conditions specified in the standard.</p>
<b>Intrinsic Safety</b>	Ex i      Zone 0, 1, 2	 <p>The electrical energy available in circuits and equipment, is limited to a level to low to ignite the most easily ignitable mixtures in a hazardous area.</p>	<b>Dust Explosion Proof</b>	Ex td      Zone 21, 22	 <p>The apparatus is enclosed in a manner that will exclude ignitable amounts of dusts and will not permit arcs, sparks or heat generated or liberated inside the enclosures to cause ignition of exterior dust accumulations on the enclosure or of atmospheric dust suspensions in the vicinity of the enclosure.</p>

# Technical Data of Explosion Proof

## Hazardous Area Classification

Zone 0	Where ignitable concentrations of flammable gases, vapors, or liquids are present continuously or for long periods of time under normal operating conditions.
Zone 1	Where ignitable concentrations of flammable gases, vapors, or liquids are likely to exist under normal operating conditions.
Zone 2	Where ignitable concentrations of flammable gases, vapors, or liquids can occur for only a short period of time.
Zone 20	Where explosive atmosphere in the form of a cloud of combustible dust in air is present continuously, or for long periods or frequently.
Zone 21	Where explosive atmosphere in the form of a cloud of combustible dust in air is likely to occur, occasionally, in normal operation.
Zone 22	Where explosive atmosphere in the form of a cloud of combustible dust in air is not likely to occur in normal operation but, if it does occur, will persist for a short period only.



<Areas classification example>

Condition	IEC	NEC500	JIS, KS
Continuous hazard (more than 1000 hours per year)	Zone 0 Zone 20(DUST)	Division 1	Zone 0
Intermittent hazard (10-1000 hours per year)	Zone 1 Zone 21(DUST)		Zone 1
Possible hazard (0.1-10 hours per year)	Zone 2 Zone 22(DUST)	Division 2	Zone 2

## Models Available for Each Zone

Area Classification	Model
Zone 1	SNE, SEA, SE, SSEL, SESA, SEBA, SNES, SPNA, QEB, SBE130, SBE150, QEAL1, QEAL2, QTEX, QTEXB, QNE, QNES, QLEX
Zone 2	SNE, SEA, SE, SSEL, SESA, SEBA, SNES, SPNA, QEB, QNE, QNES, QLEX SBE130, SBE150, QEAL1, QEAL2, QTEX, QTEXB, ST45ML-Ex, STB45ML-Ex

# Pre-recorded Sound Tone and Sound Combination Chart

## ■ 20 pre-recorded sound tones for standard type products

双ス	Sound Tone	Sound Number	Sound Tone
SND01	Fire.A-ANG	SND11	Piano Sonata
SND02	Emergency WA-U(Yelp)	SND12	Turkish March
SND03	Ambulance PI-PO(Hi-low)	SND13	Magic Flute
SND04	Abandon Alarm	SND14	Badinerie
SND05	Machinery Fault	SND15	Pine Apple Rag
SND06	High Expansion	SND16	Beep Intermittent
SND07	7 Short Pl. / 1 Long	SND17	Door Chime
SND08	Sweet Home	SND18	Phone Ring
SND09	For Elise	SND19	PI.PI.PI Short
SND10	Cuckoo's Waltz	SND20	Tripping Beat

## • Standard sound combination for WS/ WP type products

ON = 1 / OFF = 0

7 sounds per combination can be selected according to your preference.  
8 combinations are available.

No.	1	2	3	Ch1	Ch2	Ch3	Ch4	Ch5
1	1	0	0	SND01 Fire.A-ANG	SND02 Emergency WA-U	SND03 Ambulance PI-PO	SND05 Machinery Fault	SND06 High Expansion
2	0	1	0	SND01 Fire.A-ANG	SND04 Abandon Alarm	SND05 Machinery Fault	SND06 High Expansion	SND07 7 Short Pl. / 1 Long
3	1	1	0	SND01 Fire.A-ANG	SND02 Emergency WA-U	SND04 Abandon Alarm	SND05 Machinery Fault	SND06 High Expansion
4	0	0	1	SND01 Fire.A-ANG	SND03 Ambulance PI-PO	SND05 Machinery Fault	SND06 High Expansion	SND07 7 Short Pl. / 1 Long
5	1	0	1	SND02 Emergency WA-U	SND03 Ambulance PI-PO	SND04 Abandon Alarm	SND05 Machinery Fault	SND06 High Expansion
6	0	1	1	SND01 Fire.A-ANG	SND02 Emergency WA-U	SND03 Ambulance PI-PO	SND04 Abandon Alarm	SND07 7 Short Pl. / 1 Long
7	1	1	1	SND01 Fire.A-ANG	SND03 Ambulance PI-PO	SND04 Abandon Alarm	SND06 High Expansion	SND07 7 Short Pl. / 1 Long
8	0	0	0	SND02 Emergency WA-U	SND03 Ambulance PI-PO	SND04 Abandon Alarm	SND05 Machinery Fault	SND07 7 Short Pl. / 1 Long

※ You can select sound tones using the 3P switches located on the circuit board of the WS Type and WP Type products.

## • Standard sound combination for WM/ WA type products

ON = 1 / OFF = 0

13 sounds per combination can be selected according to your preference.  
8 combinations are available.

No.	1	2	3	Ch1	Ch2	Ch3	Ch4	Ch5
1	1	0	0	SND08 Sweet Home	SND09 For Elise	SND10 Cuckoo's Waltz	SND11 Piano Sonata	SND12 Turkish March
2	0	1	0	SND16 Beep Intermittent	SND17 Door Chime	SND18 Phone Ring	SND19 PI.PI.PI Short	SND20 Tripping Beat
3	1	1	0	SND08 Sweet Home	SND11 Piano Sonata	SND13 Magic Flute	SND17 Door Chime	SND19 PI.PI.PI Short
4	0	0	1	SND13 Magic Flute	SND14 Badinerie	SND15 Pine Apple Rag	SND08 Sweet Home	SND09 For Elise
5	1	0	1	SND10 Cuckoo's Waltz	SND11 Piano Sonata	SND17 Door Chime	SND18 Phone Ring	SND20 Tripping Beat
6	0	1	1	SND08 Sweet Home	SND12 Turkish March	SND16 Beep Intermittent	SND17 Door Chime	SND18 Phone Ring
7	1	1	1	SND08 Sweet Home	SND11 Piano Sonata	SND12 Turkish March	SND17 Door Chime	SND19 PI.PI.PI Short
8	0	0	0	SND11 Piano Sonata	SND12 Turkish March	SND13 Magic Flute	SND16 Beep Intermittent	SND18 Phone Ring

※ You can select sound tones using the 3P switches located on the circuit board of the WM Type and WA Type products.

# Pre-recorded Sound Tone and Sound Combination Chart

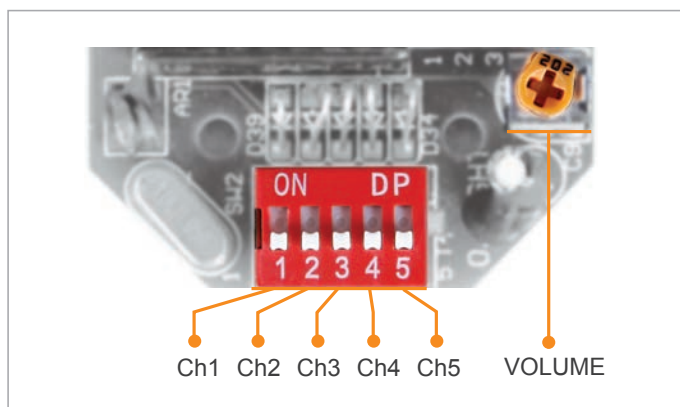
## ■ Sound tone combinations for standard type products

For standard type products, user can select from a variety of 5 pre-recorded sound combinations including 5 warning sounds, 5 special warning sounds, 5 melodies, 5 alarms, and 5 customizable sounds.

	Sound Category	Channel	Sound Tone	Sound Combination #
WS	5 warning sounds	Ch1 Ch2 Ch3 Ch4 Ch5	Fire.A-ANG Emergency WA-U(Yelp) Ambulance PI-PO(Hi-low) Machinery Fault High Expansion	WS/ WP No.1
WP	5 special warning sounds	Ch1 Ch2 Ch3 Ch4 Ch5	Fire.A-ANG Abandon Alarm Machinery Fault High Expansion 7 Short Pl. / 1 Long	WS/ WP No.2
WM	5 melodies	Ch1 Ch2 Ch3 Ch4 Ch5	Sweet Home For Elise Cuckoo's Waltz Piano Sonata Turkish March	WM/ WA No.1
WA	5 alarms	Ch1 Ch2 Ch3 Ch4 Ch5	Beep Intermittent Door Chime Phone Ring PI.PI.PI Short Tripping Beat	WM/ WA No.2
WV	5 customizable sound	Ch1 Ch2 Ch3 Ch4 Ch5	1. Voice messages are pre-recorded and provided from factory upon user's request 2. Each channel has recording space for 16 sec 3. 5 channels available 4. When only one channel is used, Maximum recordable space is 80 sec	-

※ Please refer to page 16 for detailed information about selectable sound patterns.

## ■ Sound Selection of Signal Sounds



Standard specification : Use internal switches


Turn on dip switches of each channel, designated sound will be played.

# Special Alarm Type Feature

## ■ How to set-up the special alarm type products


- A special alarm type products are classified into two models; basic model with special alarm and SDCard (MP3) model.
- The 2 models have 31 built-in sounds, which can be chosen and played by binary input method.
- When storing MP3 files on the SDCard (MP3) type models, you can select and play up to 31 sounds by using the binary input method. The bit input method can play 5 sound from #1 to #5, depending on the specifications given in the file name(For file specifications refer to Page30.)
- Includes eight play mode settings. For example, when the continuous playback setting/ function is selected the warning message is played continuously for conditions that require frequent playback.

### ■ Built-in sound type model



- 1 - 2 N/A
- 4 Sound select switch
- 5 Volume

### ■ SDCard type model



- 1 Sound setting switch
- 2 MP3 playable SDCard
- 3 Play mode setting switch
- 4 Sound select switch
- 5 Volume

\* Built-in sound type model can select and play 31 sounds by using the sound selection switch.

## ■ SDCard(MP3) type product feature

### 1 SOUND setting switch

- If the switch is ON the SDCard (MP3) will be played, and if the switch is OFF the built-in sounds will be played.

### 2 SDCards

- The SDCard is a compact flash memory card for storing MP3 files.
- After saving the MP3 files in the SDCard with the specified format, insert the card into the SDCard slot and switch the sound setting switch to ON so the sounds can be played from the SDCard.

### 3 PLAY MODE setting switch

- PLAY MODE setting switch is used to choose the channel input method or select various playing modes. Refer to the table below for switch features.
- Switch #0 and #9 is not used.

1	Bit Input Mode	5 sounds can be played from the selected group (choose one group from six groups) Play sound only once (if using sequential signal input or pulse signal input)
2	Binary Input Mode	Up to 31 sounds available for each model. Plays sound only once (sequential signal input only)
3	Bit Input Hold Playback Mode	5 sounds can be played from the selected group (choose one group from six groups) The sound is repeated if the input signal is maintained. (sequential signal input only) If the STOP signal is inputted, the sound is turned off, and if the STOP signal is disabled the sound is played repeatedly
4	Binary Input Hold Playback Mode	Up to 31 sounds available for each model The sound is repeated if the input signal is maintained. (sequential signal input only) If the STOP signal is inputted, the sound is turned off, and if the STOP signal is disabled the sound is played repeatedly
5	Bit Input Sound Reduction Mode	5 sounds can be played from the selected group (choose one group from six groups) You can reduce the volume(15dB) by using a separate volume reduction signal line (same as volume reduction signal input)
6	Binary Input Sound Reduction Mode	Up to 31 sounds available for each model You can reduce the volume(15dB) by using a separate volume reduction signal line (same as volume reduction signal input)
7	Bit Input Sequence Memory Playback Mode	5 sounds can be played from the selected group (choose one group from six groups) If the sound is inputted in a order, it will remember the order and play each sound about 3 seconds. The last input channel is fully played (bit input mode only)
8	Test Mode	In test mode, Ch1 of group is automatically played back repeatedly. To end the test mode, switch back to the other modes.

### 4 Channel selection switch

- By using 5 channel selection switches, one can choose the appropriate sound source depending on the Binary input and Bit input.

### 5 VOLUME

- You can adjust the speakers sound output by using the volume dial.

# Sound Pattern and Combination for Special Alarm Type

## ■ Sound pattern for special alarm type

- Special alarm type product has 31 pre-recorded sound tones.
- Supports binary input mode. 5ch switch allows for 31 sound tones.

## • Composition of binary input mode

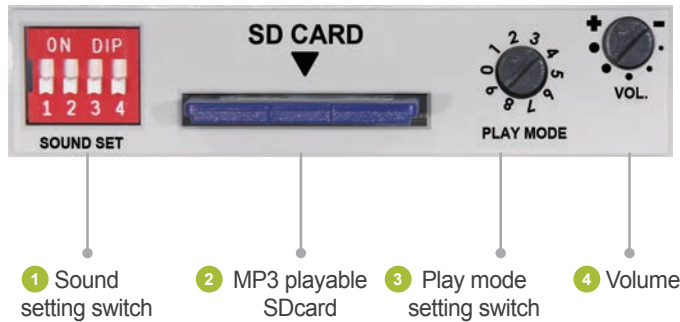
ON = 1 / OFF = 0						Left channel switch allows for choosing 31 sound tones. Channel switch will be substituted for an external wiring in case of LC type products.	Sound tone	Frequency
ON OFF	Ch1	Ch2	Ch3	Ch4	Ch5			
No.	1	2	3	4	5			
0	0	0	0	0	0		No sound	
1	0	0	0	0	1		Rel rel rel	730Hz-920Hz
2	0	0	0	1	0		Slow Ambulance PI-PO	820Hz-1.05kHz
3	0	0	0	1	1		Oit Oit warning sound	360Hz-1.56kHz
4	0	0	1	0	0		Emergency WA-U(Yelp)	770Hz-1.2kHz
5	0	0	1	0	1		Pi- buzzer	770Hz
6	0	0	1	1	0		7 Short PI. / 1 Long	715Hz
7	0	0	1	1	1		Pi o Pi o	940Hz-2.19kHz
8	0	1	0	0	0		Phone Ring	740Hz-910Hz
9	0	1	0	0	1		Pi- buzzer	600Hz
10	0	1	0	1	0		Pi pi pi short	420Hz
11	0	1	0	1	1		Di o Di o 2 tones buzzer	600Hz-1.14kHz
12	0	1	1	0	0		Oit Oit warning sound	500Hz-1.11kHz
13	0	1	1	0	1		Slow Ambulance PI-PO	380Hz-470Hz
14	0	1	1	1	0		Slow Di o Di o	680Hz-840Hz
15	0	1	1	1	1		Fast Li o li o	380Hz-470Hz
16	1	0	0	0	0		Fire.A-ANG	770Hz-1.11kHz
17	1	0	0	0	1		Fast Ambulance PI-PO	680Hz-840Hz
18	1	0	0	1	0		Slow Ambulance PI-PO	650Hz-840Hz
19	1	0	0	1	1		Ri ro ri ro warning sound	420Hz-470Hz
20	1	0	1	0	0		Repeat Di-o 3 times	680Hz-840Hz
21	1	0	1	0	1		Fire.A-ANG	500Hz-1kHz
22	1	0	1	1	0		Ambulance PI-PO	680Hz-840Hz
23	1	0	1	1	1		Slow Fire.A-ANG	480Hz-1.14kHz
24	1	1	0	0	0		Pi-pi- buzzer low frequency	690Hz
25	1	1	0	0	1		Pi-pi- buzzer high frequency	950Hz
26	1	1	0	1	0		Di-di- buzzer high frequency	800Hz
27	1	1	0	1	1		Di-di- buzzer low frequency	500Hz
28	1	1	1	0	0		Rising Po-ong	500Hz-1.2kHz
29	1	1	1	0	1		Fast Ambulance PI-PO	825Hz-1.07kHz
30	1	1	1	1	0		Rising frequency	150Hz-1kHz
31	1	1	1	1	1		Repeat A-ANG	1.4kHz-1.56kHz

# Multifunctional Type Feature

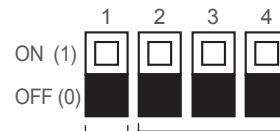
## ■ How to set up the multifunctional products(MP3)

- Multifunctional type products can play MP3 sounds by using an SDcard and can also play WS (5 Warning sounds), WP (5 special warning sounds 1<sup>st</sup> Group), WM (5 Melodies), WA (5 Alarms), WO (5 special warning sounds 2<sup>nd</sup> Group), and WN (5 special warning sounds 3<sup>rd</sup> Group) when not using a SDcard.
- Includes seven different functions. For example, it is able to playback the message continuously with the continuous playback function for warning message that needs to be repeated often.

## ■ Function setting



### 1 Sound setting switch



#### Group Choice in Bit Input Mode

- 001 : WS (5 Warning sounds)
- 010 : WP (5 special warning sounds 1<sup>st</sup> Group)
- 011 : WM (5 Melodies)
- 100 : WA (5 Alarms)
- 101 : WO (5 special warning sounds 2<sup>nd</sup> Group)
- 110 : WN (5 special warning sounds 3<sup>rd</sup> Group)

#### Sound Selection

- 0 : Built-in sound
- 1 : SDcard(MP3)

- #1 switch from the sound setting switch is for selecting Built-in sound/ SDcard
- #2 – #4 switch is for selecting a group of sound incase you have selected bit input mode

## 2 SDcards

- The SDcard is a compact flash memory card for storing MP3 files.
- After saving the MP3 files in the SDcard with the specified format, insert the card into the SDcard slot and switch the sound setting switch to ON so the product will be able to play sounds from the SDcard.

## 3 PLAY MODE setting switch

- PLAY MODE setting switch is used to choose the channel input method or select various play modes. Refer to the table below for switch features.
- Switch #0 and #9 is not used.

1	Bit Input Mode	5 sounds can be played from the selected group (choose one group from six groups) Play sound only once (if using sequential signal input or pulse signal input)
2	Binary Input Mode	Up to 30 sounds available for each model. Plays sound only once (sequential signal input only)
3	Bit Input Hold Playback Mode	5 sounds can be played from the selected group (choose one group from six groups) The sound is repeated if the input signal is maintained. (sequential signal input only) If the STOP signal is inputted, the sound is turned off, and if the STOP signal is disabled the sound is played repeatedly
4	Binary Input Hold Playback Mode	Up to 30 sounds available for each model The sound is repeated if the input signal is maintained. (sequential signal input only) If the STOP signal is inputted, the sound is turned off, and if the STOP signal is disabled the sound is played repeatedly
5	Bit Input Sound Reduction Mode	5 sounds can be played from the selected group (choose one group from six groups) You can reduce the volume(15dB) by using a separate volume reduction signal line (same as volume reduction signal input)
6	Binary Input Sound Reduction Mode	Up to 30 sounds available for each model You can reduce the volume(15dB) by using a separate volume reduction signal line (same as volume reduction signal input)
7	Bit Input Sequence Memory Playback Mode	5 sounds can be played from the selected group (choose one group from six groups) If the sound is inputted in a order, it will remember the order and play each sound about 3 seconds . The last input channel is fully played (bit input mode only)
8	Test Mode	In test mode, Ch1 of group is automatically played back repeatedly. To end the test mode, switch back to the other modes.

## 4 VOLUME

- You can adjust the speakers sound output by using the volume dial.

# Sound Pattern and Combination for Multifunctional Product

## ■ Sound patterns for multifunctional products

- Multifunctional product has 30 pre-recorded sound tones.
- 30 sound tones in binary input mode supported. Bit input mode has 5 sound tones within 1 group among 6 groups.

## • Bit input mode's sound tone combinations

ON = 1 / OFF = 0					Left channel switch allows to select 5 tons individually within designated group. (For group selection, please refer to page 28 "How to set-up the multifunctional products") Channel switch will be substituted for external wiring in case of LC type products.								
ON	Ch1	Ch2	Ch3	Ch4	Ch5	Sound	Ch	Sound Tone	Sound	Ch	Sound Tone		
OFF	<input type="checkbox"/>	<input type="checkbox"/>	<input type="checkbox"/>	<input type="checkbox"/>	<input type="checkbox"/>	WS	5 Warning Sounds	Ch1	Fire.A-ANG(560Hz-1.5kHz)	WA	5 Alarms	Ch1	Beep Intermittent
	<input type="checkbox"/>	<input type="checkbox"/>	<input type="checkbox"/>	<input type="checkbox"/>	Ch2			Emergency WA-U(Yelp)(600Hz-1.5kHz)	Ch2			Door Chime	
	<input type="checkbox"/>	<input type="checkbox"/>	<input type="checkbox"/>	<input type="checkbox"/>	Ch3			Ambulance PI-PO(Hi-low)(450Hz-900Hz)	Ch3			Phone Ring	
	<input type="checkbox"/>	<input type="checkbox"/>	<input type="checkbox"/>	<input type="checkbox"/>	Ch4			Machinery Fault(820Hz)	Ch4			PI.PI.PI Short	
	<input type="checkbox"/>	<input type="checkbox"/>	<input type="checkbox"/>	<input type="checkbox"/>	Ch5			High Expansion(1kHz)	Ch5			Tripping Beat	
	<input type="checkbox"/>	<input type="checkbox"/>	<input type="checkbox"/>	<input type="checkbox"/>	WP	5 Special Warning Sounds (1 <sup>st</sup> Group)	Ch1	Fire.A-ANG(560Hz-1.5kHz)	WO	5 Special Warning Sounds (2 <sup>nd</sup> Group)	Ch1	Rel rel rel(730Hz-920Hz)	
	<input type="checkbox"/>	<input type="checkbox"/>	<input type="checkbox"/>	<input type="checkbox"/>			Ch2	Abandon Alarm(820Hz)			Ch2	Slow Ambulance PI-PO(820Hz-1.05kHz)	
	<input type="checkbox"/>	<input type="checkbox"/>	<input type="checkbox"/>	<input type="checkbox"/>			Ch3	Machinery Fault(820Hz)			Ch3	Wye yong Wye yong(770Hz-1.2kHz)	
	<input type="checkbox"/>	<input type="checkbox"/>	<input type="checkbox"/>	<input type="checkbox"/>			Ch4	High Expansion(1kHz)			Ch4	Phone ring 2(740Hz-910Hz)	
	<input type="checkbox"/>	<input type="checkbox"/>	<input type="checkbox"/>	<input type="checkbox"/>			Ch5	7 Short Pl. / 1 Long(1kHz)			Ch5	Fire.A-ANG(770Hz-1.11kHz)	
	<input type="checkbox"/>	<input type="checkbox"/>	<input type="checkbox"/>	<input type="checkbox"/>	WM	5 Melodies	Ch1	Sweet Home	WN	5 Special Warning Sounds (3 <sup>rd</sup> Group)	Ch1	Oit Oit(500Hz-1.11kHz)	
	<input type="checkbox"/>	<input type="checkbox"/>	<input type="checkbox"/>	<input type="checkbox"/>			Ch2	For Elise			Ch2	Pi o Pi o(940Hz-2.19kHz)	
	<input type="checkbox"/>	<input type="checkbox"/>	<input type="checkbox"/>	<input type="checkbox"/>			Ch3	Cuckoo's Waltz			Ch3	Slow Di o Di o(680Hz-840Hz)	
	<input type="checkbox"/>	<input type="checkbox"/>	<input type="checkbox"/>	<input type="checkbox"/>			Ch4	Piano Sonata			Ch4	Li long Li ling(420Hz-470Hz)	
	<input type="checkbox"/>	<input type="checkbox"/>	<input type="checkbox"/>	<input type="checkbox"/>			Ch5	Turkish March			Ch5	911 Siren(500Hz-1kHz)	

## • Binary input mode's sound tone combinations

ON = 1 / OFF = 0						Left channel switch allows the user to select from 30 available sound tones. Channel switch will be substituted for external wiring in case of LC type products.		
ON	Ch1	Ch2	Ch3	Ch4	Ch5	No.	Sound tone	Frequency
OFF	<input type="checkbox"/>	<input type="checkbox"/>	<input type="checkbox"/>	<input type="checkbox"/>	<input type="checkbox"/>	0	No sound	
	<input type="checkbox"/>	<input type="checkbox"/>	<input type="checkbox"/>	<input type="checkbox"/>	<input type="checkbox"/>	1	Fire.A-ANG	560Hz-1.5kHz
	<input type="checkbox"/>	<input type="checkbox"/>	<input type="checkbox"/>	<input type="checkbox"/>	<input type="checkbox"/>	2	Emergency WA-U(Yelp)	600Hz-1.5kHz
	<input type="checkbox"/>	<input type="checkbox"/>	<input type="checkbox"/>	<input type="checkbox"/>	<input type="checkbox"/>	3	Ambulance PI-PO(Hi-low)	450Hz-900Hz
	<input type="checkbox"/>	<input type="checkbox"/>	<input type="checkbox"/>	<input type="checkbox"/>	<input type="checkbox"/>	4	Pi-ik Pi-ik	820Hz
	<input type="checkbox"/>	<input type="checkbox"/>	<input type="checkbox"/>	<input type="checkbox"/>	<input type="checkbox"/>	5	Machinery Fault	820Hz
	<input type="checkbox"/>	<input type="checkbox"/>	<input type="checkbox"/>	<input type="checkbox"/>	<input type="checkbox"/>	6	High Expansion	1kHz
	<input type="checkbox"/>	<input type="checkbox"/>	<input type="checkbox"/>	<input type="checkbox"/>	<input type="checkbox"/>	7	Alarm	1kHz
	<input type="checkbox"/>	<input type="checkbox"/>	<input type="checkbox"/>	<input type="checkbox"/>	<input type="checkbox"/>	8	Sweet Home	-
	<input type="checkbox"/>	<input type="checkbox"/>	<input type="checkbox"/>	<input type="checkbox"/>	<input type="checkbox"/>	9	For Elise	-
	<input type="checkbox"/>	<input type="checkbox"/>	<input type="checkbox"/>	<input type="checkbox"/>	<input type="checkbox"/>	10	Cuckoo's Waltz	-
	<input type="checkbox"/>	<input type="checkbox"/>	<input type="checkbox"/>	<input type="checkbox"/>	<input type="checkbox"/>	11	Piano Sonata	-
	<input type="checkbox"/>	<input type="checkbox"/>	<input type="checkbox"/>	<input type="checkbox"/>	<input type="checkbox"/>	12	Turkish March	-
	<input type="checkbox"/>	<input type="checkbox"/>	<input type="checkbox"/>	<input type="checkbox"/>	<input type="checkbox"/>	13	Magic Flute	-
	<input type="checkbox"/>	<input type="checkbox"/>	<input type="checkbox"/>	<input type="checkbox"/>	<input type="checkbox"/>	14	Badinerie	-
	<input type="checkbox"/>	<input type="checkbox"/>	<input type="checkbox"/>	<input type="checkbox"/>	<input type="checkbox"/>	15	Pineapple Rag	-
	<input type="checkbox"/>	<input type="checkbox"/>	<input type="checkbox"/>	<input type="checkbox"/>	<input type="checkbox"/>	16	Beep Intermittent	-
	<input type="checkbox"/>	<input type="checkbox"/>	<input type="checkbox"/>	<input type="checkbox"/>	<input type="checkbox"/>	17	Door Chime	-
	<input type="checkbox"/>	<input type="checkbox"/>	<input type="checkbox"/>	<input type="checkbox"/>	<input type="checkbox"/>	18	Phone Ring	-
	<input type="checkbox"/>	<input type="checkbox"/>	<input type="checkbox"/>	<input type="checkbox"/>	<input type="checkbox"/>	19	PI.PI.PI Short	-
	<input type="checkbox"/>	<input type="checkbox"/>	<input type="checkbox"/>	<input type="checkbox"/>	<input type="checkbox"/>	20	Tripping Beat	-
	<input type="checkbox"/>	<input type="checkbox"/>	<input type="checkbox"/>	<input type="checkbox"/>	<input type="checkbox"/>	21	Rel rel rel	730Hz-920Hz
	<input type="checkbox"/>	<input type="checkbox"/>	<input type="checkbox"/>	<input type="checkbox"/>	<input type="checkbox"/>	22	Slow Ambulance PI-PO	820Hz-1.05kHz
	<input type="checkbox"/>	<input type="checkbox"/>	<input type="checkbox"/>	<input type="checkbox"/>	<input type="checkbox"/>	23	Wye yong Wye yong	770Hz-1.2kHz
	<input type="checkbox"/>	<input type="checkbox"/>	<input type="checkbox"/>	<input type="checkbox"/>	<input type="checkbox"/>	24	Phone ring 2	740Hz-910Hz
	<input type="checkbox"/>	<input type="checkbox"/>	<input type="checkbox"/>	<input type="checkbox"/>	<input type="checkbox"/>	25	Fire.A-ANG	770Hz-1.11kHz
	<input type="checkbox"/>	<input type="checkbox"/>	<input type="checkbox"/>	<input type="checkbox"/>	<input type="checkbox"/>	26	Oit Oit	500Hz-1.11kHz
	<input type="checkbox"/>	<input type="checkbox"/>	<input type="checkbox"/>	<input type="checkbox"/>	<input type="checkbox"/>	27	Pi o Pi o	940Hz-2.19kHz
	<input type="checkbox"/>	<input type="checkbox"/>	<input type="checkbox"/>	<input type="checkbox"/>	<input type="checkbox"/>	28	Slow Di o Di o	680Hz-840Hz
	<input type="checkbox"/>	<input type="checkbox"/>	<input type="checkbox"/>	<input type="checkbox"/>	<input type="checkbox"/>	29	Li long Li ling	420Hz-470Hz
	<input type="checkbox"/>	<input type="checkbox"/>	<input type="checkbox"/>	<input type="checkbox"/>	<input type="checkbox"/>	30	911 Siren	150Hz-1kHz


# How to Use a MP3 Type Product

MP3-type models have 30 or 31 built-in alarm sounds and the users can play their voice messages or music files(MP3). You can choose two methods for playing up to 31 sounds with the binary input method. While the bit input method can only play 5 sounds from #1 to #5.

## ■ What is a MP3?

- MP3 is a audio compression technology(Audio layer-3) design by MPEG (Motion Picture Experts Group)  
MP3 (MPEG-1 Audio Layer-3) is a standard technology and format for compressing a sound sequence into a very small file while preserving the original level of sound quality when it is played.
- Extension of the MP3 file can be found as "\*.mp3", and any voice message, alarm message, and music can be played and saved as MP3 files.

## ■ What is a SDcard?



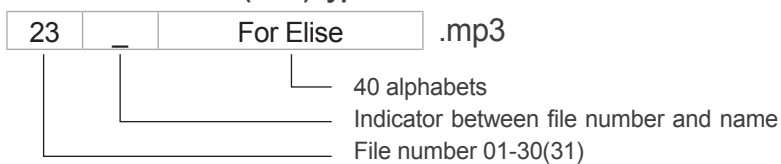
SD memory card is a compact flash memory card for storing various data such as MP3s or document files, Models with MP3 features can save voice messages or alarm messages in the SDcard.

\* SDcard sold separately.

## Saving a MP3 file

- MP3 file can be saved and played in accordance with the standards specified by filename.
- Using binary input method according to the specifications given in the file name, a SDcard which is used in special alarm type models(MP3) can save up to 31 sounds, multifunctional type models can save and play up to 30 sounds.
- Using bit input method according to the specifications given in the file name, you can select and play up to five sounds from the MP3 file.

### User-defined sound(MP3) type



- [Example]
- 01\_Fire alarm.mp3
  - 02\_Emergency alarm.mp3
  - 03\_For Elise.mp3
  - ⋮
  - 30\_Cuckoo Waltz.mp3

## Binary input and Bit input method

Special alarm type models and multifunctional type models are divided into Binary input method or Bit input method depending on the source selection method.

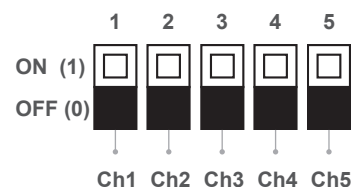
### ■ Binary input

ON = 1 / OFF = 0

	1	2	3	4	5
ON	<input type="checkbox"/>	<input type="checkbox"/>	<input type="checkbox"/>	<input type="checkbox"/>	<input type="checkbox"/>
OFF	<input type="checkbox"/>	<input type="checkbox"/>	<input type="checkbox"/>	<input type="checkbox"/>	<input type="checkbox"/>
No.	1	2	3	4	5
0	0	0	0	0	0
1	0	0	0	0	1
2	0	0	0	1	0
⋮	⋮	⋮	⋮	⋮	⋮
31	1	1	1	1	1

You can only show 2 numbers with 1 switch "0", "1". With 5 switches you can have 31 combinations. Selecting one sound from 5 switches is the Binary input method.

### ■ Bit input




The Bit input method only recognizes one of the 5 switches at a time. This method doesn't support two inputs at once. The number of combinations is small, but it is much more convenient to remember the channel number.

# How to Use a MP3 Type Product

## ■ MP3 supported model basic description

- MP3 supported products can play 30-31 built-in sounds or MP3 files saved in an SDcard.
- Binary input method can play up to 30 - 31 sounds, and Bit input method can play 5 sounds in accordance with the standards specified by filename.
- Can choose and play 5 sounds from #1 to #5.

<Switch select type>

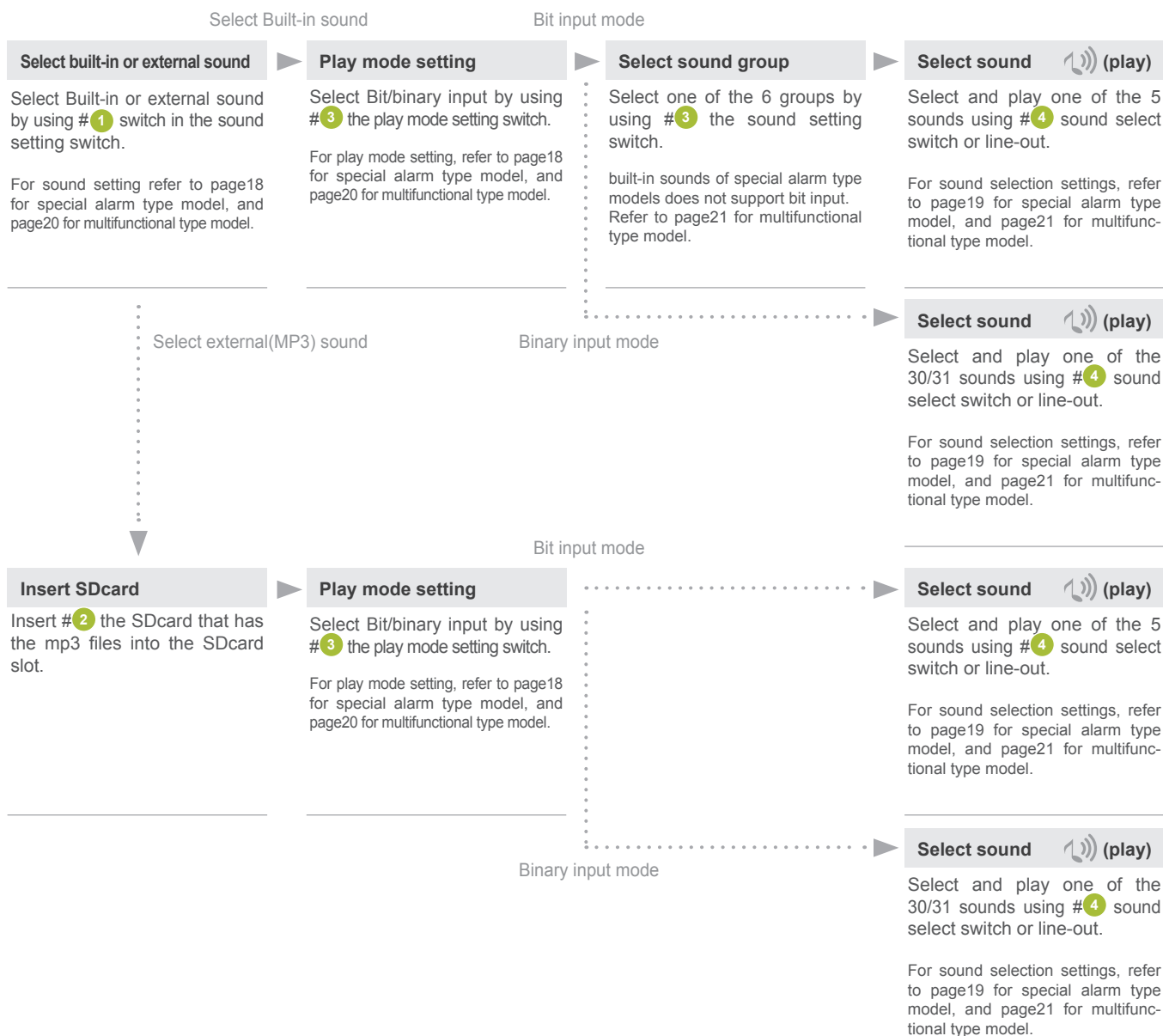


<Line-out type>



- 1 Sound setting switch
- 2 MP3 playable SDcard
- 3 Play mode setting switch
- 4 Sound select switch
- 5 Volume

## ■ How to set-up a MP3 type product

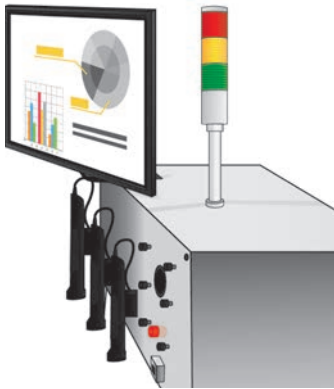

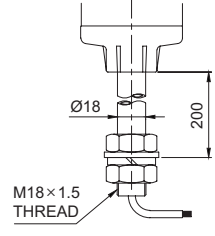
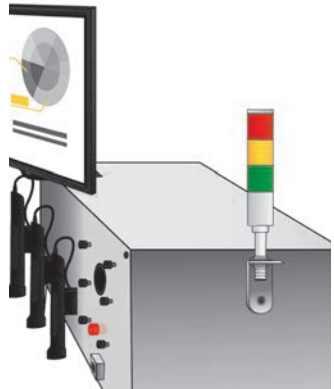

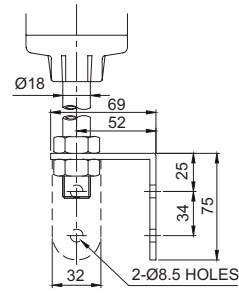

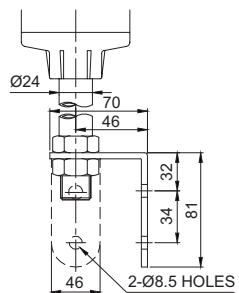


# Tower Light Mounting Brackets

## Tower Light Mounting Brackets



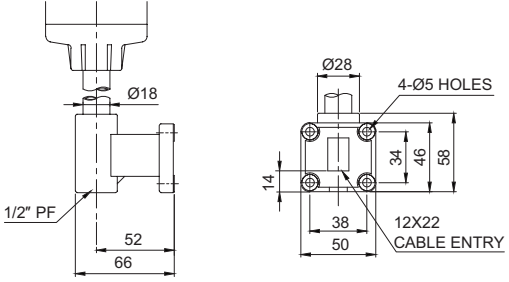


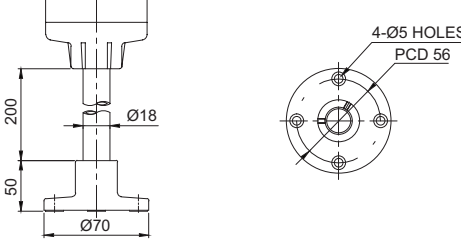

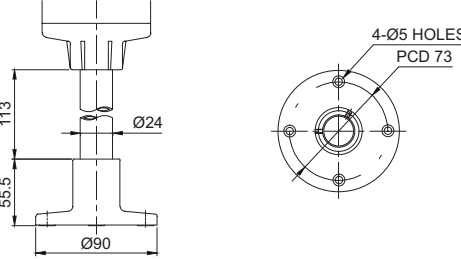
User can select from a variety of mounting brackets options depending on their application conditions.

(Units : mm)

Features	Product Image	Technical Diagram for Applicable Models
<p>Standard type pole mount installation. There is a screw at the end of the pole and it is equipped with nut for installation.</p> <p>Material : Steel</p> 	 <p>18mm SCREW &amp; NUT (Standard Type)</p>	 <p>ST45B, ST45BF, ST45L, ST45LF, ST56B, ST56BF, ST56L, ST56LF, ST56EL, ST56ELF, STC45L, STC56EL, STC56L, QT50L, QT50LF, QT50LS, QT50LR, STG40L, STG40LF, STG50L, STG50LF, ST45L-ETN, ST56EL-ETN, ST56L-ETN, ST45L-USB, ST56EL-USB, ST56L-USB</p>
<p>L-type bracket is attached to the pole mount tower light for installation to the side of the equipment.</p> <p>Material : Steel</p> 	 <p>LB18</p>	 <p>ST45B, ST45BF, ST45L, ST45LF, ST56B, ST56BF, ST56L, ST56LF, ST56EL, ST56ELF, ST56WL, STC45L, STC56EL, STC56L, QT50L, QT50LF, QT50LS, QT50LR, STG40L, STG40LF, STG50L, STG50LF, ST45L-ETN, ST56EL-ETN, ST56L-ETN, ST45L-USB, ST56EL-USB, ST56L-USB</p>
	 <p>LB24</p>	 <p>ST80B, ST80BF, ST80L, ST80LF, ST80EL, ST80ELF, STC80L, STC80LF, STC80EL, STC80ELF, QT70L, QT70LF, QT70LS, QT70LR, ST80EL-ETN, ST80L-ETN, ST80EL-USB, ST80L-USB</p>



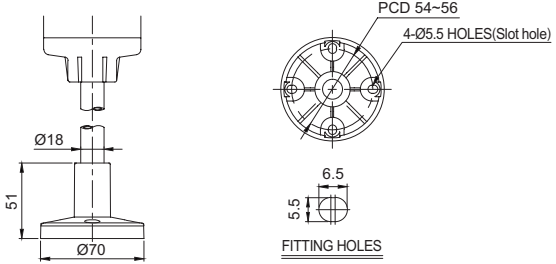

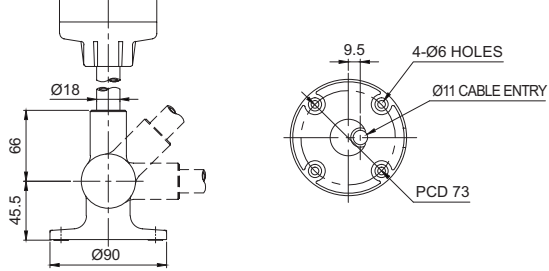


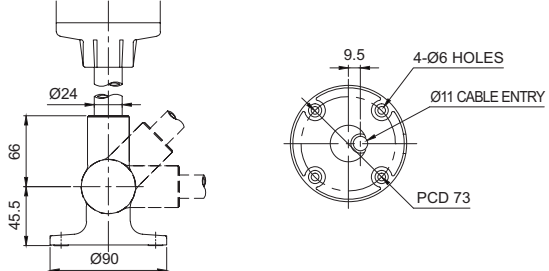
# Tower Light Mounting Brackets

(Units : mm)

Features	Product Image	Technical Diagram for Applicable Models
<p>High-end L-type bracket is attached to the pole mount tower light for side of equipment installations. Wires can be threaded through the side of the bracket or come out at the bottom. The threads inside the bottom of the bracket can enable use of cable connectors.</p> <p>Material : PC Color : Ivory</p> 	 <p>LW18</p>	 <p>ST45B, ST45BF, ST45L, ST45LF, ST56B, ST56BF, ST56L, ST56LF, ST56EL, ST56ELF, STC45L, STC56EL, STC56L, QT50L, QT50LF, QT50LS, QT50LR, STG40L, STG40LF, STG50L, STG50LF</p>
<p>Round-shaped bracket for horizontal surface installation.</p> <p>Material : Al Color : Silver</p> 	 <p>SZ18</p>	 <p>ST45B, ST45BF, ST45L, ST45LF, ST56B, ST56BF, ST56L, ST56LF, ST56EL, ST56ELF, STC45, STC56EL, STC56L, QT50L, QT50LF, QT50LS, QT50LR, STG50L, STG40LF, STG50L, STG50LF</p>
	 <p>SZ24</p>	 <p>ST80B, ST80BF, ST80L, ST80LF, ST80EL, ST80ELF, STC80L, STC80LF, STC80EL, STC80ELF, QT70L, QT70LF, QT70LS, QT70LR</p>

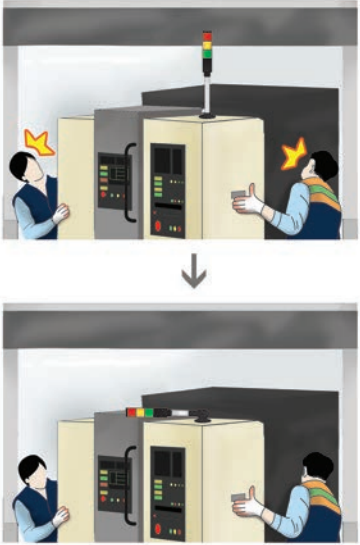

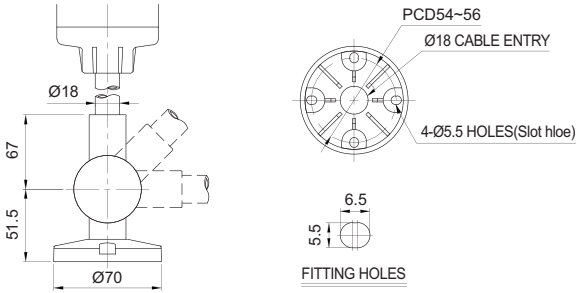


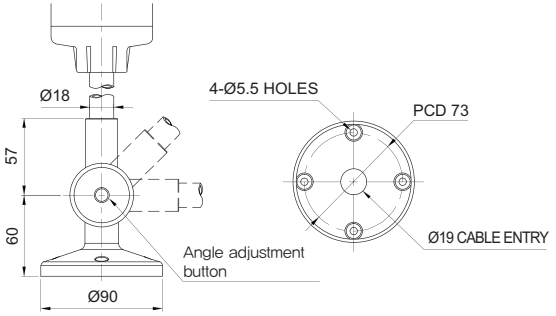


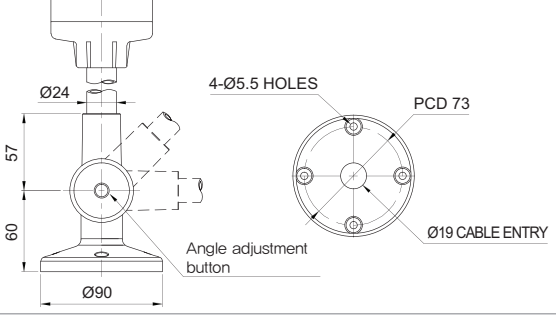
# Tower Light Mounting Brackets

(Units : mm)

Features	Product Image	Technical Diagram for Applicable Models
<p>Round-shaped bracket for horizontal surface installation.</p> <p>Material : PC Color : Black</p> 	 <p>QZ18</p>	 <p>ST45B, ST45BF, ST45L, ST45LF, ST56B, ST56BF, ST56L, ST56LF, ST56EL, ST56ELF, STC45L, STC56EL, STC56L, QT50L, QT50LF, QT50LS, QT50LR, STG40L, STG40LF, STG50L, STG50LF</p>
<p>A angle adjustable bracket (15 degree intervals for a range of 0-180 degrees) enables easy vertical, horizontal, and slanted installation.</p> <p>Material : Al Color : Silver</p>	 <p>SL18</p>	 <p>ST45B, ST45BF, ST45L, ST45LF, ST56B, ST56BF, ST56L, ST56LF, ST56EL, ST56ELF, STC45L, STC56EL, STC56L, QT50L, QT50LF, QT50LS, QT50LR, STG40L, STG40LF, STG50L, STG50LF</p>
	 <p>SL24</p>	 <p>ST80B, ST80BF, ST80L, ST80LF, ST80EL, ST80ELF, STC80L, STC80LF, STC80EL, STC80ELF, QT70L, QT70LF, QT70LS, QT70LR</p>



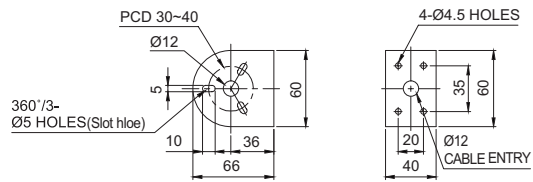


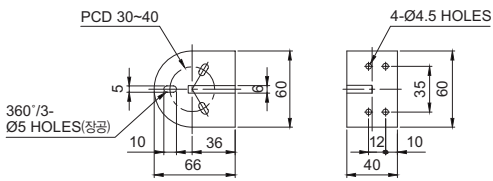

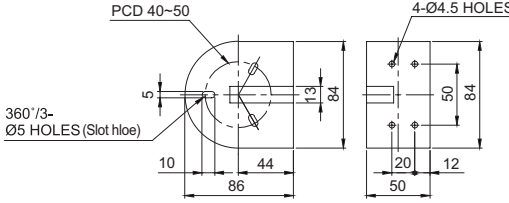
# Tower Light Mounting Brackets

(Units : mm)

Features	Product Image	Technical Diagram for Applicable Models
<p>A angle adjustable bracket (5 degree intervals for a range of 0-180 degrees) enables easy vertical, horizontal, and slanted installation.</p> <p>Material : PC Color : Black</p> 	 <p>QL18</p>	 <p>ST45B, ST45BF, ST45L, ST45LF, ST56B, ST56BF, ST56L, ST56LF, ST56EL, ST56ELF, STC45, STC56EL, STC56L, QT50L, QT50LF, QT50LS, QT50LR, STG40L, STG40LF, STG50L, STG50LF</p>
<p>QLA bracket is angle-adjustable with the adjustment button located on the side. It enables 3 angle adjustments at 0, 45, 90 degrees.</p> <p>Material : PC Color : Black</p> 	 <p>QLA18</p>	 <p>ST45B, ST45BF, ST45L, ST45LF, ST56B, ST56BF, ST56L, ST56LF, ST56EL, ST56ELF, STC45, STC56EL, STC56L, QT50L, QT50LF, QT50LS, QT50LR, STG40L, STG40LF, STG50L, STG50LF, STG40L, STG40LF, STG50L, STG50LF</p>
	 <p>QLA24</p>	 <p>ST80B, ST80BF, ST80L, ST80LF, ST80EL, ST80ELF, STC80L, STC80LF, STC80EL, STC80ELF, QT70L, QT70LF, QT70LS, QT70LR</p>



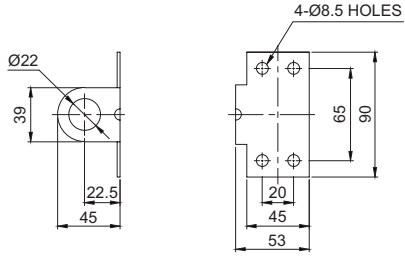

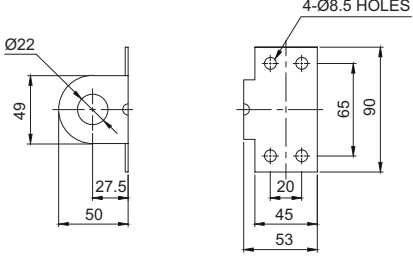
# Tower Light Mounting Brackets

(Units : mm)

Features	Product Image	Technical Diagram for Applicable Models
<p>Bracket options for direct mount tower light installation.</p> <p>Material : Steel Color : Silver, Ivory</p> 	 <p>TWS45</p>	 <p>ST45MB, ST45MBF, ST45ML, ST45MLF, ST56MB, ST56MBF, ST56ML, ST56MLF, ST56MEL, ST56MELF, STG40ML, STG40MLF, STG50ML, STG50MLF, STG50MFL, STC45ML, STC45MLF, STC56ML, STC56MLF, STC56MEL, STC56MELF, QTG50ML, QTG50MLF, QTG60ML, QTG60MLF, QTC50ML, QTC50MLF, QTC60ML, QTC60MLF, QTR50ML, QTR50MLF, QTR60ML, QTR60MLF, QT50ML, QT50MLF, QT50MLS, QT50MLR</p>
<p>High-end bracket options for direct mount tower light installation. Bracket structure allows for contained and tidy wiring with no exposed wires.</p> <p>Material : PC Color : Black, Ivory</p> 	 <p>TWA45</p>	 <p>ST45MB, ST45MBF, ST45ML, ST45MLF, ST56MB, ST56MBF, ST56ML, ST56MLF, ST56MEL, ST56MELF, STG40ML, STG40MLF, STG50ML, STG50MLF, STG50MFL, STC45ML, STC45MLF, STC56ML, STC56MLF, STC56MEL, STC56MELF, QTG50ML, QTG50MLF, QTG60ML, QTG60MLF, QTC50ML, QTC50MLF, QTC60ML, QTC60MLF, QTR50ML, QTR50MLF, QTR60ML, QTR60MLF, QT50ML, QT50MLF, QT50MLS, QT50MLR</p>  <p>TWA80</p>  <p>ST80MB, ST80MBF, ST80ML, ST80MLF, STC80ML, STC80MLF, QTG70ML, QTG70MLF, QTG70ML, QTC70MLF, QTR70ML, QTR70MLF, QT70ML, QT70MLF, QT70MLS, QT70MLR</p>

# Tower Light Mounting Brackets

(Units : mm)



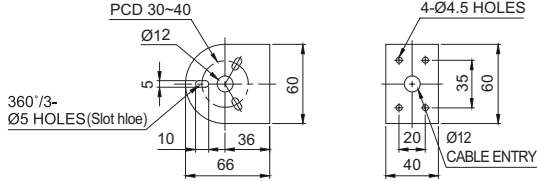

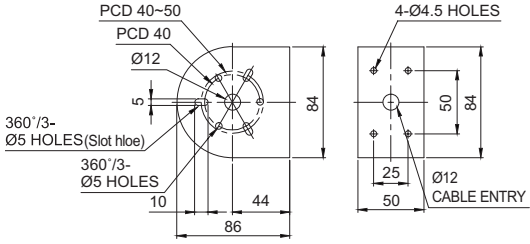


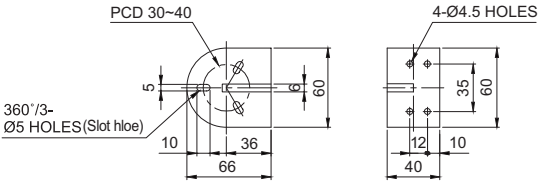

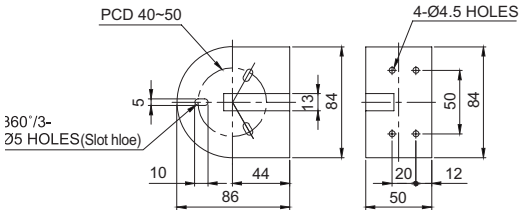
Features	Product Image	Technical Diagram for Applicable Models
<p>Bracket options for installation of the direct mount slim tower light to the side of equipment.</p> <p>Material : Steel Color : Silver, Ivory</p> 	 <p>STAWB25</p>	 <p>STAWB25</p> <p>STA25SLM, STA35SL, STA35SLM</p>
	 <p>STAWB45</p>	 <p>STAWB45</p> <p>STA45SLM</p>

# Warning/ Signal Light Mounting Brackets

## Bracket instructions for warning/ signal lights


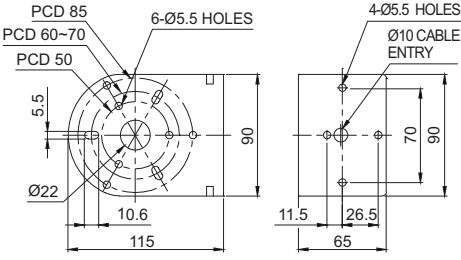

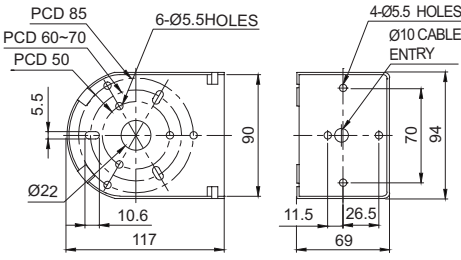
User can select from a variety of bracket options depending on their application conditions.

(Units : mm)

Features	Product Image	Technical Diagram for Applicable Models
<p>Bracket options for direct mount warning/ signal light installation.</p> <p>Material : Steel Color : Silver, Ivory</p> 	 <p>TWS45</p>	 <p>S50B, S50L, S60R, S60LR, S60L, MFL60, QMCL60, Q60L</p>
<p>Bracket options for direct mount warning/ signal light installation.</p> <p>Bracket structure allows for contained and tidy wiring with no exposed wires.</p> <p>Material : PC Color : Black, Ivory</p>	 <p>TWS80</p>	 <p>S80R, S80RLR, S80U, S80LR, S80L, S80S, S80SOL, MFL80, SMCL80, QMCL80, Q80L</p>
<p>Bracket options for direct mount warning/ signal light installation.</p> <p>Bracket structure allows for contained and tidy wiring with no exposed wires.</p> <p>Material : PC Color : Black, Ivory</p> 	 <p>TWA45</p>	 <p>S50B, S50L, S60R, S60LR, S60L, MFL60, QMCL60, Q60L</p>
	 <p>TWA80</p>	 <p>S80R, S80RLR, S80U, S80LR, S80L, S80S, S80SOL, MFL80, SMCL80, QMCL80, Q80L</p>

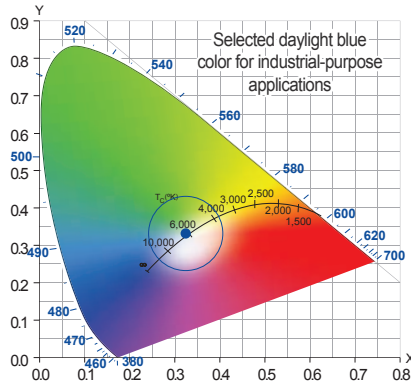
# Warning/ Signal Light Mounting Brackets

(Units : mm)

Features	Product Image	Technical Diagram for Applicable Models
<p>Bracket options for direct mount warning/ signal light installation.</p> <p>Material : Steel Color : Ivory</p>	 <p style="text-align: center;">SWP125</p>	 <p>S100R, S100E, S100RLR, S100UR, S100URLR, S100U, S100UA, S100LR, S100L, S100S, S125R, S125E, S125RL, S100D, S125D, STDL, STNDL, STND100, STND125, QMCL100, QMCL125, MFL100, MFL125, Q100L, Q125L</p>
<p>Bracket options for direct mount warning/ signal light installation</p> <p>Bracket structure allows for contained and tidy wiring with no exposed wires.</p> <p>Material : PC Color : Ivory</p>	 <p style="text-align: center;">SWM125</p>	 <p>S100R, S100E, S100RLR, S100UR, S100URLR, S100U, S100UA, S100LR, S100L, S100S, S125R, S125E, S125RL, S100D, S125D, STDL, STNDL, STND100, STND125 QMCL100, QMCL125, MFL100, MFL125, Q100L, Q125L</p>

# Technical Information on LED Work Lights

## CIE 1931 Color Space Chart



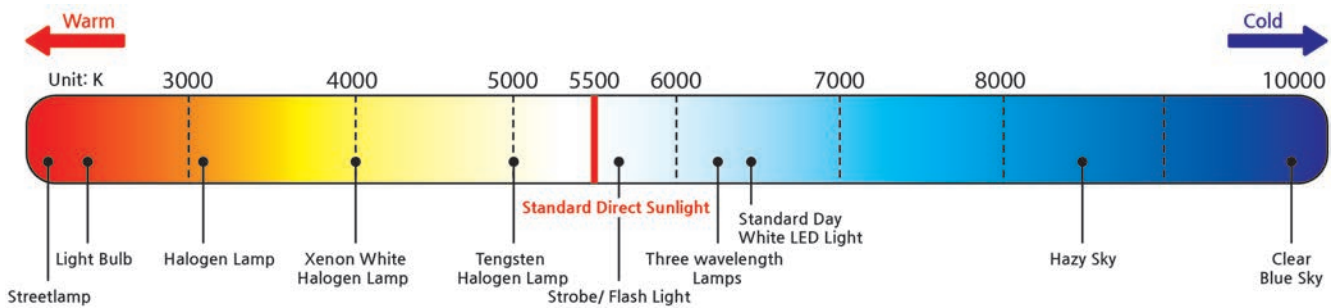
LED Colors are represented by the CIE 1931 RGB color space and CIE 1931 XYZ color space created by the International Commission on Illumination (CIE in 1931).

Color Space Chart is based on the brightness of the color. Green occupies the largest space since it has the largest effect on determining the brightness of colors, while blue color that shows the least effect occupies the smallest area. The mixing ratio of the brightness of the color is 3: 6: 1 (R: G: B), where the green portion occupies the largest space.

White color that is commonly used for work lights is composed of the color green, red, and blue. White color also varies due to the ratio of these three colors. The variation color ratios is referred as the color temperature.

## Color Temperature

Unit : K (Kelvin)



The color temperature of a light source is the temperature of an ideal black-housing radiator that radiates light of comparable hue to that light source. The Temperature is conventionally stated in units of absolute temperature, known as Kelvin (K).

The black housing radiates red spectrum when it starts to heat up, and will radiate blue light when the temperature gets even higher.

- Before Sunset : 2,200K (Candlelight, incandescent lamp)
- 40minutes after sunset : 3,000K(Warm white fluorescent lamp, high pressure natrium lamp)
- 2 hours after sunset : 4,000K (White halogen fluorescent lamp)
- Sunlight at noon : 5,800K (Daylight fluorescent lamp)
- Cloudy day : 7,000K (Daylight blue, fluorescent mercury lamp)

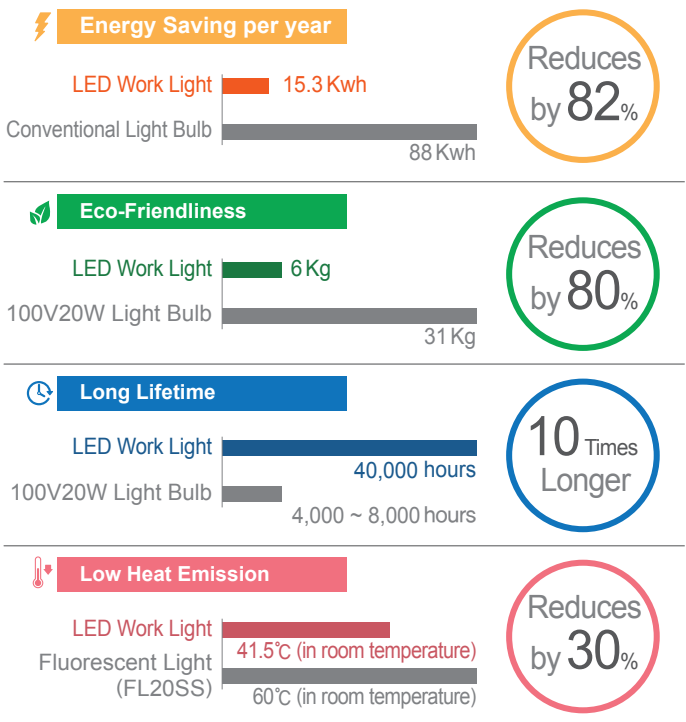
### LED Color Wavelength

No.	Color	Wavelength(mm)
1	Red	618-632
2	Amber	585-595
3	Green	518-530
4	Blue	453-465

### LED Color Temperature

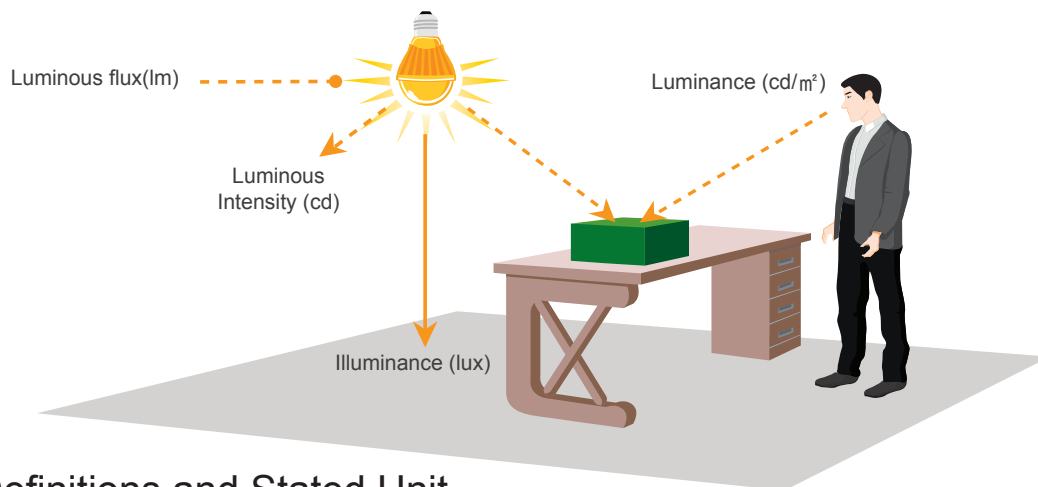
No.	Color	Color Temperature(K)
1	incandescent	2,500-3,500
2	warmwhite	3,500-4,500
3	daylight	4,500-5,500
4	cooldaylight	5,500-7,000

## LED Light Energy Saving Chart



# Technical Information on LED Work Lights

## Understanding of Light Terms



## Term Definitions and Stated Unit

### Illuminance

Unit : lux

Illuminance is the total Luminous flux incident on a surface per unit area which is conventionally stated as a unit of lux. Specifically, 1 lux equals the amount of light that falls on a one-square-meter surface that is one meter away from a single candle with light speed of 1m.

### Luminous Intensity

Unit : cd

Luminous intensity is a measure of the wavelength-weighted power emitted by a light source in a particular direction per unit solid angle based on the luminosity function(a standardized model of the sensitivity of the human eye). The standard unit of luminous intensity is the candela.

### Luminance

Unit : cd/m<sup>2</sup>

Luminance is a measure of the luminous intensity per unit area of light travelling in a given direction. It describes the amount of light that passes through, emitted or reflected from a particular area, and falls within a given solid angle. The standard unit for luminance is cd(luminance intensity per square meter (cd/m<sup>2</sup>).

### Luminous flux

Unit : lm

Luminous flux is the measure of the perceived power of light. Standard unit of Luminous flux is the lumen (lm). Usually Luminous flux may be understood as the power of light.

### Color Rendering

Unit : Ra

A color rendering index (CRI) is a quantitative measure of the ability of a light source to reveal the colors of various objects faithfully in comparison with an ideal or natural light source. Numerically, the highest possible CIE Ra value is 100, which would only be given to a source identical to standardized daylight or a body of black color, and its value drops to negative values for some light sources. The higher the CRI value is, the better the color rendering ability is. Light sources with a CRI of 85 to 90 are considered good at color rendering.



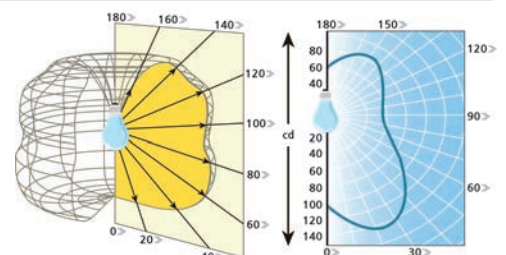
High Color Rendering(Ra80)



Low Color Rendering(Ra70)














## Light Distribution Curve












Light distribution curve, provides information on how light is emitted from a lamp or light fixture. The diagram represents a section cut through the fixture and shows the intensity of light emitted in each direction. The portion of the graph above the horizontal 90°-270° line indicates light that shines above the fixture (indirect), while the portion of the graph below represents light shining down (direct). The straight lines radiating from the center point identify the angle of the light emitted while the circles represent the intensity.



# Bulb Specification

The table below summarizes bulb specifications that are equipped with Qlight's products. Please carefully review the bulb specification in case bulb replacement is needed. Otherwise it may cause part malfunction.

Layout	Part#	Feature	Spec	Voltage	Current	Product
	1	14V 5W	G14 9S	12V	0.357A	S50, ST45
	2	27V 5W	G14 9S	24V	0.185A	
	3	120V 5W	T16×28 9S	110V	0.042A	S50, ST45
	4	240V 5W	T16×28 9S	220V	0.021A	
	5	14V 5W	T16×35 15S	12V	0.357A	S60 S80, SR SJ, SJD
	6	27V 5W	T16×35 15S	24V	0.185A	
	7	120V 5W	T16×35 15D	110V	0.042A	S60
	8	240V 5W	T16×35 15D	220V	0.021A	
	9	14V 10W	T16×35 15S	12V	0.714A	S100 S125 SE ST56 ST80
	10	27V 10W	T16×35 15S	24V	0.370A	
	11	52V 10W	T16×35 15S	48V	0.192A	
	12	120V 10W	T16×35 15S	110V	0.083A	S100 S125 ST56 ST80
	13	240V 10W	T16×35 15S	220V	0.042A	
	14	52V 10W	T16×35 15D	48V	0.192A	S100E S125E
	15	120V 10W	T16×35 15D	110V	0.083A	
	16	240V 10W	T16×35 15D	220V	0.042A	
	17	14V 15W	G23 15S	12V	1.071A	SK S150, SH1 SH2, SED SD, SHD SHD2 SMD, SESA SEBA, SEA
	18	27V 15W	G23 15S	24V	0.556A	
	19	52V 15W	G23 15S	48V	0.288A	
	20	120V 15W	G23 15S	110V	0.125A	
	21	240V 15W	G23 15S	220V	0.063A	
	22	120V 15W	G23 15D	110V	0.125A	S150, SH1 SH2, SED SD, SHD SHD2 SMD, SESA SEBA, SEA
	23	240V 15W	G23 15D	220V	0.063A	
	24	12V 23W	S25 15S	12V	1.916A	S150, SH2 SD, SMD SESA SEBA, SEA
	25	24V 23W	S25 15S	24V	0.958A	
	26	52V 25W	T23×62 15D	48V	0.481A	S150, SH2 SD, SMD SESA SEBA, SEA
	27	120V 25W	T23×62 15D	110V	0.208A	
	28	240V 25W	T23×62 15D	220V	0.104A	
	29	14V 35W	RP35 15S	12V	2.500A	S180
	30	27V 35W	RP35 15S	24V	1.296A	

Layout	Part#	Feature	Spec	Voltage	Current	Product
	31	120V 35W	RP35 15S	110V	0.292A	S180
	32	240V 35W	RP35 15S	220V	0.146A	
	33	110V 60W	E26 ES	110V	0.545A	S150, SH2 SD, SMD SESA, SE SEBA, SEA
	34	220V 60W	E26 ES	220V	0.272A	
	35	12V 30W	A60 E26	12V	2.500A	S150, SH2 SD, SMD
	36	24V 60W	A60 E26	220V	2.500A	
	37	110V 60W	A60 E26	110V	0.545A	S150, SH2 SD, SMD
	38	220V 60W	A60 E26	220V	0.272A	
	39	14V 35W	15S Halogen	12V	2.500A	SKH
	40	27V 35W	15S Halogen	24V	1.296A	
	41	120V 35W	15D Halogen	110V	0.292A	S150, SH2 SD, SMD SESA, SE SEBA, SEA
	42	240V 35W	15D Halogen	220V	0.146A	
	43	14V 55W	15S Halogen	12V	3.929A	S150, SH2 SD, SMD SESA, SE SEBA, SEA
	44	27V 55W	15S Halogen	24V	2.037A	
	45	120V 55W	15D Halogen	110V	0.458A	S150, SH2 SD, SMD SESA, SE SEBA, SEA
	46	240V 55W	15D Halogen	220V	0.229A	
	47	220V -350V	BGA2120 -BBC  I Type xenon lamp		4W	S80S, S80AS
	48	200V -550V	EUB0641 -1A(G)  U Type xenon lamp		6W	S100S, S125S S150S, SJS SH1S, SH2S SEDS, SDS SHDS, SHD2S SMDS, SCDWS, SNE-S, SNES-S SESAS, SE-S SEBAS, SEAS ELMS, ELRS, ELPS
	49	280V -400V	BH0647(G)  W Type xenon lamp		16W	S125HS, S150HS S180US, S180UHS SH1HS, SH2HS SEHHS, SHHS SHDHS, SHD2HS SMDHS SESAHS, SEAHS ELVS

# Technical Certification

Qlight products are designed to meet strict quality and technical standards. Thus, the Qlight brand is widely recognized for its high quality and technical innovations from leading institutions around the world.



## ISO International Organization for Standardization

Qlight quality assurance systems have been certified by ISO by applying the ISO 9001:2008, KS Q ISO 9001:2009 regulation.



## IECEX International Explosion Proof Certification (IECEX)

Certified that Qlight's products are being manufactured and managed according to international standards.



## ATEX The European Regulatory Framework of Manufacture, Installation and Use of Equipment in Explosive Atmospheres

Qlight's explosion proof products comply with ATEX directives 94/9/EC.



## NEPSI National Supervision and Inspection Center for Explosion Protection and Safety of Instrumentation

Qlight's design and manufacturing system meets the People's Republic of China National explosion proof Standard. (Chinese Standard-GB3836/GB12476)



## KCs Explosion Proof Device Safety Certification System

The safety performance of machines and equipment subject to safety certification and Technical capability and production system have been certified safety certification standards



## TIIS Japan Explosion-proof Certification

TIIS is a Japanese explosion proof test and certification system accordance with the Ministry of Health, Labour and Welfare Notice and the explosion proof guidelines for factory electrical equipment. Qlight's explosion proof products have been tested and certified by TIIS.



## ABS American Bureau of Shipping

Qlight's design and quality assurance system has been certified by the American Bureau of Shipping.



## RMRS Russian Maritime Register of Shipping

Qlight design and quality assurance system has been certified from Russian Maritime Register of Shipping.



## CCS China Classification Society

Qlight design and quality assurance system has been certified by the China Classification Society.



## KR Korean Register of Shipping

Qlight design and quality assurance system has been certified by the Korean Register of Shipping.



## LR Lloyd's Register

Qlight design and quality assurance system has been certified from Lloyd's Register.



## E-mark Commission Directive Regarding Vehicle Industry

Qlight has obtained EU mark for approved vehicles and vehicle components sold into the EU(EEA : European Economic Area)



## KC Korea Safety Certification

Qlight products are certified by KC for preventing accident caused by fire.



## KCC Conformity Assessment of Broadcasting Communication Equipment

Qlight has been certified to protect the electromagnetic environment that causes unwanted electromagnetic waves from the device, communication failure due to other devices or external radio waves, and malfunction of the device.



## CCC China Compulsory Certificate

Qlight has obtained CCC which guarantees safety, protection against fraud, environment, etc.



## CCCF China Certification Center for Security & Protection

Qlight has passed the rigorous examination process of "Passing Fire Protection Products Centering" In order to sell fire-fighting products such as fire alarm equipment to Chinese market.



## UL Underwriters Laboratories

Qlight design and quality assurance system has been certified from UL to ensure the stability of consumption goods and to protect consumers.



## CE European Commission

Qlight has been certified by the European Commission.



## ICAO International Civil Aviation Organization

Qlight guarantees our products satisfy the criteria regulated by the International Civil Aviation Organization(ICAO, FAA).



## RoHS Restriction of Hazardous Substances Directive

Qlight complies with the Restriction of Hazardous Substances Directive by limiting its use of hazardous materials.

# Product Specification for Revolving Warning/ Signal Lights

## LED Revolving Warning Lights



Model number	S60LR	S80DR	S80LR	S80DRK	S80LRK	S80ADR	S80ALR
Voltage	DC12V, DC24V AC110V, AC220V	DC12V, DC24V AC110V, AC220V	DC12V, DC24V AC110V, AC220V	DC12V, DC24V AC110V, AC220V	DC12V, DC24V AC110V, AC220V	DC12V, DC24V AC110V, AC220V	DC12V, DC24V AC110V, AC220V
Dimension (mm)	Diameter	Ø70	Ø83	Ø83	Ø84	Ø84	Ø83
	Height	121	131	133	153	155	125
	Depth	-	-	-	-	-	113
Volume	-	Max 90dB at 1m	Max 90dB at 1m	-	-	Max 90dB at 1m	Max 90dB at 1m
Material	Lens-AS Housing-ABS	Lens-AS Housing-ABS	Lens-AS Housing-ABS	Lens-AS Housing-ABS	Lens-AS Housing-ABS	Lens-AS Housing-ABS	Lens-AS Housing-ABS
Mounting structure	Self stand	Self stand	Self stand	Mount bracket	Mount bracket	Wall mount	Wall mount
Protection rating	IP44	IP44	IP44	IP44	IP44	IP44	IP44
Certificates							
Customization	Wall mount	Wall mount	Wall mount	Pole mount	Pole mount	-	-



Model number	S100LR	S100MLR	S125LR	S125MLR	SKMPLR	SKLR	SKMLR
Voltage	DC12V, DC24V AC110V, AC220V	DC12V, DC24V	DC12V, DC24V AC110V, AC220V	DC12V, DC24V	DC12V, DC24V	DC12V, DC24V	DC12V, DC24V
Dimension (mm)	Diameter	Ø101	Ø101	Ø119	Ø119	-	-
	Height	152	149	158	161	142	135
	Depth	-	-	-	-	185(Length)	183(Length)
Volume	Max 90dB at 1m	Max 90dB at 1m	Max 90dB at 1m	Max 90dB at 1m	-	-	-
Material	Lens-AS Housing-ABS	Lens-AS Housing-ABS	Lens-AS Housing-ABS	Lens-AS Housing-ABS	Lens-PC Housing-PC	Lens-PC Housing-PC	Lens-PC Housing-PC
Mounting structure	Self stand	Detachable magnet	Self stand	Detachable magnet	Detachable magnet	Self stand	Detachable magnet
Protection rating	IP44	IP54	IP44	IP54	IP54	IP54	IP54
Certificates							
Customization	Wall mount 2 tones buzzer S100DR, S100RLR	AC type	Wall mount 2 tones buzzer S125RLR	AC type	Oval-shaped rubber magnet	-	-



Model number	S150ULR	S150ULR-FT	S150RLR	S150RLR-FT
Voltage	DC12V, DC24V AC110V, AC220V	DC12V, DC24V AC110V, AC220V	DC12V, DC24V AC110V, AC220V	DC12V, DC24V AC110V, AC220V
Dimension (mm)	Diameter	Ø138	Ø138	Ø140
	Height	193	196	189
	Depth			
Volume	Max 90dB at 1m	Max 90dB at 1m	-	-
Material	Lens-PC Housing-ABS	Lens-PC Housing-ABS	Lens-PC Housing-STC	Lens-PC Housing-STC
Mounting structure	Self stand	Mount bracket	Self stand	Mount bracket
Protection rating	IP44	IP44	IP44	IP44
Certificates				
Customization	2 tones buzzer	2 tones buzzer	-	-

# Product Specification for Revolving Warning/ Signal Lights

## Bulb Revolving Warning Lights



Model number	S60R	S80R	S80U	S80RK	S80UK	S80AR	S80AU
Voltage	DC12V, DC24V AC110V, AC220V	DC12V, DC24V AC110V, AC220V	DC12V, DC24V AC110V, AC220V	DC12V, DC24V AC110V, AC220V	DC12V, DC24V AC110V, AC220V	DC12V, DC24V AC110V, AC220V	DC12V, DC24V AC110V, AC220V
Dimension (mm)	Diameter	Ø70	Ø83	Ø83	Ø84	Ø84	Ø83
	Height	121	131	133	153	155	127
	Depth	-	-	-	-	-	113
Volume	-	Max 90dB at 1m	Max 90dB at 1m	-	-	Max 90dB at 1m	Max 90dB at 1m
Material	Lens-AS Housing-ABS	Lens-AS Housing-ABS	Lens-AS Housing-ABS	Lens-AS Housing-ABS	Lens-AS Housing-ABS	Lens-AS Housing-ABS	Lens-AS Housing-ABS
Mounting structure	Self stand	Self stand	Self stand	Mount bracket	Mount bracket	Wall mount	Wall mount
Protection rating	IP44	IP44	IP44	IP44	IP44	IP44	IP44
Certificates	CE	CE	CE	CE	CE	CE	CE
Customization	Wall mount	Wall mount	Wall mount	Pole mount	Pole mount	-	-



Model number	S100R	S100U	S100UA	S100M	S125R	S125U	S125M
Voltage	DC12V, DC24V AC110V, AC220V	DC12V, DC24V AC110V, AC220V	DC12V, DC24V AC110V, AC220V	DC12V, DC24V	DC12V, DC24V AC110V, AC220V	DC12V, DC24V AC110V, AC220V	DC12V, DC24V
Dimension (mm)	Diameter	Ø101	Ø101	Ø101	Ø119	Ø119	Ø119
	Height	149	152	155	149	158	161
	Depth	-	-	-	-	-	-
Volume	Max 90dB at 1m	Max 90dB at 1m	Max 90dB at 1m	Max 90dB at 1m	Max 90dB at 1m	Max 90dB at 1m	Max 90dB at 1m
Material	Lens-AS Housing-ABS	Lens-AS Housing-ABS	Lens-AS Housing-ABS	Lens-AS Housing-ABS	Lens-AS Housing-ABS	Lens-AS Housing-ABS	Lens-AS Housing-ABS
Mounting structure	Self stand	Self stand	Self stand	Detachable magnet	Self stand	Self stand	Detachable magnet
Protection rating	IP44	IP44	IP44	IP54	IP44	IP44	IP54
Certificates	CE	CE	CE	CE	CE	CE	CE
Customization	Wall mount Cost-effective product (S100E), FT Bracket equipped	Wall mount 2 tones buzzer Dome type lens (S100UR)	Wall mount 2 tones buzzer	AC type	Wall mount Cost-effective product (S125E), FT Bracket equipped	Wall mount 2 tones buzzer	AC type



Model number	SK/ SKH	SKM/ SKMH	SKMP/ SKMPH	S150U	S150U-FT	S150R	S150R-FT
Voltage	DC12V, DC24V	DC12V, DC24V	DC12V, DC24V	DC12V, DC24V AC110V, AC220V	DC12V, DC24V AC110V, AC220V	DC12V, DC24V AC110V, AC220V	DC12V, DC24V AC110V, AC220V
Dimension (mm)	Diameter	-	-	Ø138	Ø138	Ø140	Ø140
	Height	135	138	142	193	189	194
	Depth	183(Length)	183(Length)	185(Length)	-	-	-
Volume	-	-	-	Max 90dB at 1m	Max 90dB at 1m	-	-
Material	Lens-PC Housing-PC	Lens-PC Housing-PC	Lens-PC Housing-PC	Lens-PC Housing-ABS	Lens-PC Housing-ABS	Lens-PC Housing-STs	Lens-PC Housing-STs
Mounting structure	Self stand	Detachable magnet	Detachable magnet	Self stand	Mount bracket	Self stand	Mount bracket
Protection rating	IP54	IP54	IP54	IP44	IP44	IP44	IP44
Certificates	-	-	-	CE	CE	CE	CE
Customization	-	-	Oval-shaped rubber magnet	2 tones buzzer	2 tones buzzer	-	-

# Product Specification for Revolving Warning/ Signal Lights

## Bulb Revolving Warning Lights



Model number	S180R	S180R-FT	S180U	SR	SRP	SJ	SJP
Voltage	DC12V, DC24V AC110V, AC220V	DC12V, DC24V AC110V, AC220V	DC12V, DC24V AC110V, AC220V	DC12V, DC24V AC110V, AC220V	DC12V, DC24V AC110V, AC220V	DC12V, DC24V AC110V, AC220V	DC12V, DC24V AC110V, AC220V
Dimension (mm)	Diameter	Ø176	Ø176	Ø186	Ø83	Ø83	Ø95×95
	Height	206	210	216	162-350	363-551	183-375
	Depth						
Volume	-	-	Max 90dB at 1m	-	-	Max 90dB at 1m	Max 90dB at 1m
Material	Lens-AS Housing-STs	Lens-AS Housing-STs	Lens-AS Housing-ABS	Lens-AS Housing-ABS	Lens-AS Housing-ABS	Lens-AS Housing-ABS	Lens-AS Housing-ABS
Mounting structure	Self stand	Mount bracket	Self stand	Self stand	Pole mount	Self stand	Pole mount
Protection rating	IP44	IP44	IP44	IP44	IP44	IP44	IP44
Certificates	-	-	-	-	-	CE	CE
Customization	-	-	2 tones buzzer Mount hole PCD 120mm	4 layers, Color combination except for standard	4 layers, Color combination except for standard	2 tones buzzer 4 layers, Color combination except for standard	2 tones buzzer 4 layers, Color combination except for standard

## LED Steady/ Flashing Signal Lights



Model number	S50L	S60L	S80L	S80LK	S80AL	S100L	S125L
Voltage	DC12V-24V AC110V, AC220V	DC12V-24V AC110V, AC220V	DC12V-24V AC110V, AC220V	DC12V-24V AC110V, AC220V	DC12V-24V AC110V, AC220V	DC12V-24V AC110V, AC220V	DC12V-24V AC110V, AC220V
Dimension (mm)	Diameter	Ø50	Ø70	Ø83	Ø84	Ø83	Ø101
	Height	60	121	133	155	127	152
	Depth	-	-	-	-	113	-
Volume	-	-	Max 90dB at 1m	-	Max 90dB at 1m	Max 90dB at 1m	Max 90dB at 1m
Material	Lens-AS Housing-ABS	Lens-AS Housing-ABS	Lens-AS Housing-ABS	Lens-AS Housing-ABS	Lens-AS Housing-ABS	Lens-AS Housing-ABS	Lens-AS Housing-ABS
Mounting structure	Self stand	Self stand	Self stand	Mount bracket	Wall mount	Self stand	Self stand
Protection rating	IP44	IP44	IP44	IP44	IP44	IP44	IP44
Certificates	-	-	CE	CE	CE	CE	CE
Customization	Wall mount	Wall mount	Wall mount	Pole mount	-	Wall mount 2 tones buzzer	Wall mount 2 tones buzzer

# Product Specification for Revolving Warning/ Signal Lights

## LED Steady/ Flashing Signal Lights/ Stackable Lights



Model number	SKTL	SKTLB	SKTLM	SKTLBM	S150UL	S150UL-FT	S150RL	S150RL-FT
Voltage	DC12V, DC24V	DC12V, DC24V	DC12V, DC24V	DC12V, DC24V	DC12V-24V AC110V, AC220V	DC12V-24V AC110V, AC220V	DC12V-24V AC110V, AC220V	DC12V-24V AC110V, AC220V
Dimension (mm)	Diameter	□105×105	□105×105	□105×105	□105×105	Ø138	Ø138	Ø140
	Height	98	98	90	90	193	196	189
	Depth							
Volume	-	Max 105dB at 1m	-	Max 105dB at 1m	Max 90dB at 1m	Max 90dB at 1m	-	-
Material	Lens-PC Housing-PC	Lens-PC Housing-PC	Lens-PC Housing-PC	Lens-PC Housing-PC	Lens-PC Housing-ABS	Lens-PC Housing-ABS	Lens-PC Housing-STTS	Lens-PC Housing-STTS
Mount bracket	Self stand	Self stand	Detachable magnet	Detachable magnet	Self stand	Mount bracket	Self stand	Mount bracket
Protection rating	IP66	IP66	IP66	IP66	IP44	IP44	IP44	IP44
Certificates	CE	CE	CE	CE	-	-	-	-
Customization	-	-	Color combination except for standard	Color combination except for standard	2 tones buzzer	2 tones buzzer	-	-



Model number	S80SOL	S100SOL	S125SOL	SRL	SRLP	SJL	SJLP	S125TL
Voltage	2.4V (Battery Voltage)	2.4V (Battery Voltage)	2.4V (Battery Voltage)	DC12V-24V AC110V, AC220V	DC12V-24V AC110V, AC220V	DC12V-24V AC110V, AC220V	DC12V-24V AC110V, AC220V	DC12V-24V AC110V, AC220V
Dimension (mm)	Diameter	Ø83	Ø101	Ø119	Ø83	Ø83	□95×95	□95×95
	Height	143	158	175	162-350	363-551	183-375	387-579
	Depth							
Volume	-	-	-	-	-	Max 90dB at 1m	Max 90dB at 1m	-
Material	Lens-AS Housing-ABS	Lens-AS Housing-ABS	Lens-AS Housing-ABS	Lens-AS Housing-ABS	Lens-AS Housing-ABS	Lens-AS Housing-ABS	Lens-AS Housing-ABS	Lens-AS Housing-ABS
Mount bracket	Self stand	Self stand	Self stand	Self stand	Pole mount	Self stand	Pole mount	Self stand
Protection rating	IP54	IP54	IP54	IP44	IP44	IP44	IP44	IP44
Certificates	CE	CE	CE	-	-	-	-	-
Customization	Wall mount Magnet mount	Wall mount Magnet mount	Wall mount Magnet mount	-	-	2 tones buzzer	2 tones buzzer	Color combination except for standard, Strobe type(S125TS)
Transistor	-	-	-	NPN/ PNP type	NPN/ PNP type	NPN/ PNP type	NPN/ PNP type	NPN/ PNP type

# Product Specification for Revolving Warning/ Signal Lights

## LED Steady/ Flashing Signal Lights



Model number	Q60L	Q60LW	Q60LP	Q80L	Q80LW	Q80LP
Voltage	DC12V-24V AC110V-220V	DC12V-24V AC110V-220V	DC12V-24V AC110V-220V	DC12V-24V AC110V-220V	DC12V-24V AC110V-220V	DC12V-24V AC110V-220V
Dimension (mm)	Diameter	Ø69	Ø69	Ø69	Ø83	Ø83
	Height	100	129	334	120	157
	Depth	-	107	-	-	114
Volume	Max 80dB at 1m	Max 80dB at 1m	Max 80dB at 1m	Max 80dB at 1m	Max 80dB at 1m	Max 80dB at 1m
Material	Lens-PC Housing-ABS	Lens-PC Housing-ABS Mount-PC	Lens-PC Housing-ABS Pole-Al	Lens-PC Housing-ABS	Lens-PC Housing-ABS Mount-PC	Lens-PC Housing-ABS Pole-Al
Mounting structure	Self stand	Wall mount	Pole mount	Self stand	Wall mount	Pole mount
Protection rating	IP65	IP65	IP65	IP65	IP65	IP65
Certificates	CE, UL	CE, UL	CE, UL	CE, UL	CE, UL	CE, UL
Customization	-	-	Customized pole length available	-	-	Customized pole length available



Model number	Q100L	Q100LW	Q100LP	Q125L	Q125LW	Q125LP
Voltage	DC12V-24V AC110V-220V	DC12V-24V AC110V-220V	DC12V-24V AC110V-220V	DC12V-24V AC110V-220V	DC12V-24V AC110V-220V	DC12V-24V AC110V-220V
Dimension (mm)	Diameter	Ø97	Ø97	Ø97	Ø116	Ø116
	Height	136	173	294	155	192
	Depth	-	121	-	-	130
Volume	Max 80dB at 1m	Max 80dB at 1m	Max 80dB at 1m	Max 80dB at 1m	Max 80dB at 1m	Max 80dB at 1m
Material	Lens-PC Housing-ABS	Lens-PC Housing-ABS Mount-PC	Lens-PC Housing-ABS Pole-Al	Lens-PC Housing-ABS	Lens-PC Housing-ABS Mount-PC	Lens-PC Housing-ABS Pole-Al
Mounting structure	Self stand	Wall mount	Pole mount	Self stand	Wall mount	Pole mount
Protection rating	IP65	IP65	IP65	IP65	IP65	IP65
Certificates	CE, UL	CE, UL	CE, UL	CE, UL	CE, UL	CE, UL
Customization	-	-	Customized pole length available	-	-	Customized pole length available

## Multiple Function LED Signal Lights



Model number	MFL60	MFL80	MFL100	MFL125
Voltage	DC12V-24V AC110V-220V	DC12V-24V AC110V-220V	DC12V-24V AC110V-220V	DC12V-24V AC110V-220V
Dimension (mm)	Diameter	Ø69	Ø83	Ø97
	Height	100	120	136
	Depth	-	-	-
Volume	Max 80dB at 1m	Max 80dB at 1m	Max 80dB at 1m	Max 80dB at 1m
Material	Lens-PC Housing-ABS	Lens-PC Housing-ABS	Lens-PC Housing-ABS	Lens-PC Housing-ABS
Mounting structure	Self stand	Self stand	Self stand	Self stand
Protection rating	IP65	IP65	IP65	IP65
Certificates	CE, UL	CE, UL	CE, UL	CE, UL
Customization	Wall mount Pole mount	Wall mount Pole mount	Wall mount Pole mount	Wall mount Pole mount

## Multiple Color LED Signal Lights



Model number	SWTC	SWTCE
Voltage	DC12V-24V AC110V, AC220V	DC12V-24V AC110V, AC220V
Dimension (mm)	Diameter	Ø90(Half)
	Height	216
	Depth	46
Volume	Max 90dB at 1m	Max 90dB at 1m
Material	Lens-PC Housing-ABS	Lens-PC Housing-ABS
Mounting structure	Wall mount	Wall mount
Protection rating	IP55	IP55
Certificates	CE	CE
Customization	Color combination except for standard, 2 tones buzzer	Color combination except for standard, 2 tones buzzer
Transistor	NPN type	NPN type

# Product Specification for Revolving Warning/ Signal Lights

## Multiple Color LED Signal Lights



Model number	SMCL80	SMCL100	SMCL125	QMCL60	QMCL80	QMCL100	QMCL125
Voltage	DC12V-24V AC110V, AC220V	DC12V-24V AC110V, AC220V	DC12V-24V AC110V, AC220V	DC12V, DC24V	DC12V, DC24V	DC12V, DC24V	DC12V, DC24V
Dimension (mm)	Diameter	Ø83	Ø101	Ø69	Ø83	Ø97	Ø116
	Height	132	152	158	80	85	95
	Depth						
Volume	Max 90dB at 1m	Max 90dB at 1m	Max 90dB at 1m	Max 80dB at 1m	Max 80dB at 1m	Max 80dB at 1m	Max 80dB at 1m
Material	Lens-AS Housing-ABS	Lens-AS Housing-ABS	Lens-AS Housing-ABS	Lens-AS Housing-ABS	Lens-AS Housing-ABS	Lens-AS Housing-ABS	Lens-AS Housing-ABS
Mounting structure	Self stand	Self stand	Self stand	Self stand	Self stand	Self stand	Self stand
Protection rating	IP44	IP44	IP44	IP65	IP65	IP65	IP65
Certificates	CE	CE	CE	CE, UL	CE, UL	CE, UL	CE, UL
Customization	Wall mount Color combination except for standard	Wall mount Color combination except for standard	Wall mount Color combination except for standard	Wall mount	Wall mount	Wall mount	Wall mount
Transistor	NPN type	NPN type	NPN type	NPN/ PNP type	NPN/ PNP type	NPN/ PNP type	NPN/ PNP type

## LED Strobe Signal Lights



Model number	S80NS	S80LS	S125LSE
Voltage	DC12V-24V	DC12V-24V	DC12V-24V
Dimension (mm)	Diameter	Ø83	Ø83
	Height	111	106
	Depth	-	-
Volume	-	-	-
Material	Lens-PC Housing-ABS+GF	Lens-PC Housing-ABS	Lens-PC Housing-ABS
Mounting structure	Self stand	Self stand	Self stand
Protection rating	IP66	IP65	IP54
Certificates	CE, UL	CE, UL	-
Customization	-	-	Wall mount

## Xenon Lamp Strobe Signal Lights



Model number	Q70NSC	Q70NSN	S80S	S80SM	S80AS	S100S	S100SM
Voltage	AC110V	DC12V-80V AC110V	DC12V-24V AC110V, AC220V	DC12V-24V	DC12V-24V AC110V, AC220V	DC12V-24V AC110V, AC220V	DC12V-24V
Dimension (mm)	Diameter	Ø72	Ø72	Ø83	Ø83	Ø83	Ø101
	Height	128	128	106	106	127	113
	Depth	-	-	-	-	113	-
Volume	-	-	-	-	Max. 90dB at 1m	-	-
Material	Lens-AS Housing-ABS	Lens-AS Housing-ABS	Lens-AS Housing-ABS	Lens-AS Housing-ABS	Lens-AS Housing-ABS	Lens-AS Housing-ABS	Lens-AS Housing-ABS
Mounting structure	Convenient wiring	Self stand	Self stand	Detachable magnet	Wall mount	Self stand	Detachable magnet
Protection rating	IP66	IP66	IP54	IP54	IP44	IP54	IP54
Certificates	-	-	CE	CE	CE	CE	CE
Customization	-	-	Wall mount	AC type	Dome type lens	Wall mount	AC type

# Product Specification for Revolving Warning/ Signal Lights



Model number	<b>S125S</b>	<b>S125SM</b>	<b>S150US</b>	<b>S150US-FT</b>	<b>S150RS</b>	<b>S150RS-FT</b>	<b>S180US/ S180UHS</b>
Voltage	DC12V-24V AC110V, AC220V	DC12V-24V	DC12V-24V AC110V, AC220V	DC12V-24V AC110V, AC220V	DC12V-24V AC110V, AC220V	DC12V-24V AC110V, AC220V	DC12V-24V AC110V, AC220V
Dimension (mm)	Diameter	Ø123	Ø138	Ø138	Ø140	Ø140	Ø186
	Height	125	123	193	196	189	194
	Depth						216
Volume	-	-	Max 90dB at 1m	Max 90dB at 1m	-	-	Max 90dB at 1m
Material	Lens-AS Housing-ABS	Lens-AS Housing-ABS	Lens-PC Housing-ABS	Lens-PC Housing-ABS	Lens-PC Housing-STC	Lens-PC Housing-STC	Lens-ABS Housing-ABS
Mounting structure	Self stand	Detachable magnet	Self stand	Mount bracket	Self stand	Mount bracket	Self stand
Protection rating	IP54	IP54	IP44	IP44	IP44	IP44	IP44
Certificates	CE	CE	-	-	-	-	-
Customization	Wall mount	AC type	2 tones buzzer, High brightness (S150UHS)	2 tones buzzer, High brightness (S150UHS-FT)	High brightness (S150RHS)	High brightness (S150RHS-FT)	2 tones buzzer, Mount hole PCD 120mm

# Product Specification for Warning/ Signal Lights & Sounders



Model number	S60AD	QWTD	QAD80H	QAD80BZ	QAD100H	QAD100BZ
Voltage	DC12V, DC24V AC110V, AC220V	AC/DC12V, AC/DC24V AC110V-220V	DC12V-24V	DC12V, DC24V	DC12V-24V AC110V-220V	DC12V, DC24V AC110V-220V
Dimension (mm)	Diameter	Ø70	Ø70	Ø83	Ø83	Ø97
	Height	233	154-318	198	198	215
	Depth	86	76	93	93	109
Material	Lens-AS Housing-ABS	Lens-PC Housing-ABS	Lens-PC Housing-ABS	Lens-PC Housing-ABS	Lens-PC Housing-ABS	Lens-PC Housing-ABS
Lamp & Operation	Bulb Steady/Flashing	•				
	Bulb Revolving					
	LED Revolving					
	LED Steady/Flashing	•	•	•	•	•
	LED Strobe					
Sound & Volume	LED Simulated revolving					
	Xenon lamp strobe	•				
	High Buzzer	Max 100dB at 1m			Max 105dB at 1m	Max 105dB at 1m
	5 Signal sounds		Max 85dB at 1m			
	Voice			Max 100dB at 1m		
	30 signal sounds				Max 100dB at 1m	
Mounting structure	31 signal sounds				Max 95dB at 1m	
	MP3					
	IP	Wall mount	Wall mount	Wall mount	Wall mount	Wall mount
	IP	IP54	IP54	IP65	IP65	IP65
Certificates	CE	CE	CE	CE, UL	CE	CE, UL
Customization	Strong buzzer	2 tones buzzer, Color combinations except for standard	-	-	-	-
transistor	-	NPN Type	NPN Type	-	NPN Type	-



Model number(Series)	QWCD35	QWCD50	QWCD35T	QWCD50T	
Voltage	DC12V-24V AC110V-220V	DC12V-24V AC110V-220V	DC12V-24V AC110V-220V	DC12V-24V AC110V-220V	
Dimension (mm)	Diameter	136×179	168×222	136×179	
	Height				
	Depth	126	163	126	163
Materials	Horn-PC Housing-PC+ABS	Horn-PC Housing-PC+ABS	Horn-PC Housing-PC+ABS	Horn-PC Housing-PC+ABS	
Light source & Operation	Bulb Steady/Flashing				
	Bulb Revolving				
	LED Revolving				
	LED Steady/Flashing				
	LED Strobe	•	•	•	•
Sound pattern / dB	LED Simulated revolving				
	Xenon Strobe				
	Hi buzzer				
	15 signal sounds				
	Voice signal				
	30 signal sounds				
Mounting structure	31 signal sounds	Max 115dB at 1m	Max 123dB at 1m	Max 115dB at 1m	
	MP3	Max 113dB at 1m	Max 118dB at 1m	Max 113dB at 1m	
	MP3	Max 113dB at 1m	Max 118dB at 1m	Max 113dB at 1m	
	MP3	Max 113dB at 1m	Max 118dB at 1m	Max 113dB at 1m	
Mounting structure	Wall Mount	Wall Mount	Wall Mount	Wall Mount	
Cable entry	Ø21	Ø21	Ø21	Ø21	
Protection rating	IP66	IP66	IP66	IP66	
Certificates	CE, UL, CCS	CE, UL	CE	CE	
Customization	External signal sound line	External signal sound line	External signal sound line	External signal sound line	
Transistor	NPN Type	NPN Type	NPN Type	NPN Type	

# Product Specification for Warning/ Signal Lights & Sounders



Model number	QAD125H	QAD125BZ	SJD	STD
Voltage	DC12V-24V AC110V-220V	DC12V, DC24V AC110V-220V	DC12V, DC24V AC110V, AC220V	DC12V, DC24V AC110V, AC220V
Dimension (mm)	Diameter	Ø116	Ø116	Ø80(Globe) Ø119(Body)
	Height	244	244	274-466
	Depth	132	132	-
Material	Lens-PC Housing-ABS	Lens-PC Housing-ABS	Lens-AS Housing-ABS	Lens-AS Housing-ABS
Lamp & Operation	Bulb Steady/Flashing			•
	Bulb Revolving		•	
	LED Revolving			
	LED Steady/Flashing	•	•	•
	LED Strobe			
LED Simulated revolving				
Xenon lamp strobe			•	
Sound & Volume	High Buzzer		Max 105dB at 1m	
	5 Signal sounds		Max 90dB at 1m	Max 105dB at 1m
	Voice		Max 80dB at 1m	Max 95dB at 1m
	30 signal sounds	Max 115dB at 1m		
	31 signal sounds			
MP3	Max 100dB at 1m			
Mounting structure	Wall mount	Wall mount	Self stand	Self stand
IP	IP65	IP65	IP23	IP54
Certificates	CE	CE, UL	-	CE
Customization	-	-	Lens color expect for standard	Customized lens height
transistor	NPN Type	-	NPN Type	NPN Type



Model number	S100D	S125D	STNDL	STND100	STND125
Voltage	DC12V, DC24V AC110V, AC220V	DC12V, DC24V AC110V, AC220V	DC12V, DC24V AC110V-220V	DC12V, DC24V AC110V-220V	DC12V, DC24V AC110V-220V
Dimension (mm)	Diameter	Ø101(Globe) Ø119(Body)	Ø115(Globe) Ø119(Body)	Ø80(Globe) Ø119(Body)	Ø101(Globe) Ø119(Body)
	Height	226	215	267-547	261
	Depth	-	-	-	-
Material	Lens-AS Housing-ABS	Lens-AS Housing-ABS	Lens-AS Housing-ABS	Lens-AS Housing-ABS	Lens-AS Housing-ABS
Lamp & Operation	Bulb Steady/Flashing			•	•
	Bulb Revolving	•	•		
	LED Revolving	•	•		
	LED Steady/Flashing	•	•	•	•
	LED Strobe				
LED Simulated revolving					
Xenon lamp strobe	•	•			
Sound & Volume	High Buzzer				
	5 Signal sounds	Max 105dB at 1m	Max 105dB at 1m		
	Voice	Max 95dB at 1m	Max 95dB at 1m		
	30 signal sounds			Max 105dB at 1m	Max 105dB at 1m
	31 signal sounds				Max 105dB at 1m
MP3			Max 98dB at 1m	Max 98dB at 1m	
Mounting structure	Self stand	Self stand	Self stand	Self stand	Self stand
IP	IP54	IP54	IP54	IP54	IP54
Certificates	CE	CE	CE	CE	CE, UL
Customization	-	-	Customized lens height	-	-
transistor	NPN Type	NPN Type	NPN Type	NPN Type	NPN Type

# Product Specification for Vessel & Heavy-Duty Equipment/ Industrial Applications



Model number(Series)	QA70HLS	QA100HLS	QA115HLS	QA115HLSP	QA125HLS	QA125HLSP	
Voltage	DC12V-24V	DC12V-24V	DC12V-24V	DC12V-24V	DC12V-24V	DC12V-24V	
Dimension (mm)	Diameter	Ø72	Ø101	Ø107(Lens) Ø150(Housing)	Ø117	Ø123	Ø123
	Height	108	113	112	291	158	330
	Depth						
	Materials	Lens-PC Housing-ABS+GF	Lens-PC Housing-ABS	Lens-PC Housing-PC	Lens-PC Housing-PC	Lens-PC Housing-PC	Lens-PC Housing-PC
Light source & Operation	Bulb Steady/Flashing						
	Bulb Revolving						
	LED Revolving						
	LED Steady/Flashing						
	LED Strobe	•	•	•	•	•	
LED Simulated revolving							
Xenon Strobe							
Mounting structure	Self stand	Self stand	Self stand	Pole mount	Self stand	Pole mount	
Cable entry							
Protection rating	IP66	IP66	IP66	IP66	IP66	IP66	
Certificates	-	CE	CE, E11	CE, E11	-	-	



Model number(Series)	QA115LSE	QA140HLSP	SH1	SH1P	SH1T	SH1TP	
Voltage	DC12V-24V	DC12V, DC24V	DC12V, DC24V AC110V, AC220V	DC12V, DC24V AC110V, AC220V	DC12V, DC24V AC110V, AC220V	DC12V, DC24V AC110V, AC220V	
Dimension (mm)	Diameter	Ø107(Lens) Ø150(Housing)	Ø140	Ø119(Lens)	Ø135(Cage)	Ø119(Lens)	Ø135(Cage)
	Height	112	325	168	178	234(Length)	178
	Depth		-	-	-	234(Length)	234(Length)
Materials	Lens-PC Housing-PC	Lens-PC Housing-PC	Lens-PC Housing-Al	Lens-PC Housing-Al	Lens-PC Housing-Al	Lens-PC Housing-Al	
Light source & Operation	Bulb Steady/Flashing						
	Bulb Revolving			•	•	•	
	LED Revolving			•	•	•	
	LED Steady/Flashing			•	•	•	
	LED Strobe	•	•				
LED Simulated revolving							
Xenon Strobe			•	•	•	•	
Mounting structure	Self stand	Pole mount	Self stand	Self stand	Self stand	Self stand	
Cable entry		-	1/2"PF	1/2"PF	1/2"PF	1/2"PF	
Protection rating	IP66	IP66	IP66	IP66	IP66	IP66	
Certificates	CE	CE, E11	KIMM, ABS, CCS, CE	KIMM, ABS, CCS, CE	CE	CE	
Customization	-	-	Built-in cable gland, Cable entry : 3/4"PF	Built-in cable gland, Cable entry : 3/4"PF	Built-in cable gland, 2 ways terminal box, cable entry : 3/4"PF	Built-in cable gland, 2 ways terminal box, cable entry : 3/4"PF	

# Product Specification for Vessel & Heavy-Duty Equipment/ Industrial Applications



Model number(Series)	SH2	SH2P	SH2T	SH2TP	SSLW	SSLM
Voltage	DC12V, DC24V AC110V, AC220V	DC12V, DC24V AC110V, AC220V	DC12V, DC24V AC110V, AC220V	DC12V, DC24V AC110V, AC220V	DC12V, DC24V AC110V, AC220V	DC12V, DC24V AC110V, AC220V
Dimension (mm)	Diameter	Ø138(Lens)	Ø158(Cage)	Ø138(Lens)	Ø158(Cage)	Ø93
	Height	198	212	198	212	180-615
	Depth	-	-	250(Length)	250(Length)	43
Materials	Lens-PC Housing-Al	Lens-PC Housing-Al	Lens-PC Housing-Al	Lens-PC Housing-Al	Lens-PC Housing-Al	Lens-PC Housing-Al
Light source & Operation	Bulb Steady/Flashing					
	Bulb Revolving	•	•	•	•	
	LED Revolving	•	•	•	•	
	LED Steady/Flashing	•	•	•	•	•(Steady)
	LED Strobe					•(Steady)
LED Simulated revolving						
Xenon Strobe	•	•	•	•		
Mounting structure	Self stand	Self stand	Self stand	Self stand	Wall mount	Wall mount
Cable entry	1/2"PF	1/2"PF	1/2"PF	1/2"PF	M12-5PIN connector	M12-5PIN connector
Protection rating	IP66	IP66	IP66	IP66	IP68	IP68
Certificates	ABS, CE	ABS, CE	CE	CE	KIMM	KIMM
Customization	Built-in cable gland, Cable entry : 3/4"PF, Brass housing	Built-in cable gland, Cable entry : 3/4"PF, Brass housing	Built-in cable gland, 2 ways terminal box, Cable entry : 3/4"PF, Brass housing	Built-in cable gland, 2 ways terminal box, Cable entry : 3/4"PF, Brass housing	C10 cable	C10 cable



Model number(Series)	SED	SEDP	SD	SDP	SMD	SMDP
Voltage	DC12V, DC24V AC110V, AC220V	DC12V, DC24V AC110V, AC220V	DC12V, DC24V AC110V, AC220V	DC12V, DC24V AC110V, AC220V	DC12V, DC24V AC110V, AC220V	DC12V, DC24V AC110V, AC220V
Dimension (mm)	Diameter	Ø119(Lens)	Ø135(Cage)	Ø138(Lens)	Ø158(Cage)	Ø138(Lens)
	Height	380	390	410	424	462
	Depth	175	175	175	175	210
Materials	Lens-PC Housing-Al	Lens-PC Housing-Al	Lens-PC Housing-Al	Lens-PC Housing-Al	Lens-PC Housing-Al	Lens-PC Housing-Al
Light source & Operation	Bulb Steady/Flashing					
	Bulb Revolving	•	•	•	•	•
	LED Revolving	•	•	•	•	•
	LED Steady/Flashing	•	•	•	•	•
	LED Strobe					
LED Simulated revolving						
Xenon Strobe	•	•	•	•	•	
Sound pattern / dB	Hi buzzer					
	15 signal sounds	Max 118dB at 1m	Max 118dB at 1m	Max 118dB at 1m	Max 118dB at 1m	Max 120dB at 1m
	Voice signal	Max 113dB at 1m	Max 113dB at 1m	Max 113dB at 1m	Max 113dB at 1m	Max 115dB at 1m
	30 signal sounds					
31 signal sounds						
MP3						
Mounting structure	Wall mount	Wall mount	Wall mount	Wall mount	Wall mount	Wall mount
Cable entry	1/2"PF	1/2"PF	1/2"PF	1/2"PF	1/2"PF	1/2"PF
Protection rating	IP66	IP66	IP66	IP66	IP66	IP66
Certificates	CE, KR, CCS, ABS	CE, KR, CCS, ABS	CE, KR, LR, ABS	CE, KR, LR, ABS	-	-
Customization	Built-in cable gland, 2 ways terminal box, Cable entry : 3/4"PF, External signal sound line	Built-in cable gland, 2 ways terminal box, Cable entry : 3/4"PF, External signal sound line	Built-in cable gland, 2 ways terminal box, Cable entry : 3/4"PF, External signal sound line, Brass housing	Built-in cable gland, 2 ways terminal box, Cable entry : 3/4"PF, External signal sound line, Brass housing	Built-in cable gland, 2 ways terminal box, Cable entry : 3/4"PF, External signal sound line, Brass housing	Built-in cable gland, 2 ways terminal box, Cable entry : 3/4"PF, External signal sound line, Brass housing
Transistor	NPN type	NPN type	NPN type	NPN type	NPN type	NPN type

# Product Specification for Vessel & Heavy-Duty Equipment/ Industrial Applications



Model number(Series)	SCDF	SCDW	SHD	SHDP	SHD2	SHD2P	
Voltage	DC12V, DC24V AC110V, AC220V	DC12V, DC24V AC110V, AC220V	DC12V, DC24V AC110V, AC220V	DC12V, DC24V AC110V, AC220V	DC12V, DC24V AC110V, AC220V	DC12V, DC24V AC110V, AC220V	
Dimension (mm)	Diameter	Ø140(Cage)	Ø140(Cage)	Ø119(Lens)	Ø135(Cage)	Ø119(Lens)	Ø135(Cage)
	Height	322	313	227	237	227	237
	Depth	167(Length)	177	255(Length)	255(Length)	343(Length)	343(Length)
Materials	Lens-PC Housing-PC+GF	Lens-PC Housing-PC+GF	Lens-PC Housing-Al	Lens-PC Housing-Al	Lens-PC Housing-Al	Lens-PC Housing-Al	
Light source & Operation	Bulb Steady/Flashing						
	Bulb Revolving	•	•	•	•	•	•
	LED Revolving	•	•	•	•	•	•
	LED Steady/Flashing	•	•	•	•	•	•
	LED Strobe	•	•	•	•	•	•
LED Simulated revolving							
Xenon Strobe	•	•	•	•	•	•	
Hi buzzer							
Sound pattern / dB	15 signal sounds	Max 118dB at 1m	Max 118dB at 1m	Max 118dB at 1m	Max 118dB at 1m	Max 118dB×2 at 1m	Max 118dB×2 at 1m
	Voice signal	Max 113dB at 1m	Max 113dB at 1m	Max 113dB at 1m	Max 113dB at 1m	Max 113dB×2 at 1m	Max 113dB×2 at 1m
	30 signal sounds						
	31 signal sounds						
MP3							
Mounting structure	Self Stand	Wall mount	Self Stand	Self Stand	Self Stand	Self Stand	
Cable entry	1/2"PF	1/2"PF	1/2"PF	1/2"PF	1/2"PF	1/2"PF	
Protection rating	IP66	IP66	IP66	IP66	IP66	IP66	
Certificates	KR, CE, CCS	KR, CE, CCS	ABS, CE, CCS	ABS, CE, CCS	ABS	ABS	
Customization	Built-in cable gland, Cable entry : 3/4"PF, External signal sound line	Built-in cable gland, Cable entry : 3/4"PF, External signal sound line	Built-in cable gland, Cable entry : 3/4"PF, External signal sound line, Brass housing	Built-in cable gland, Cable entry : 3/4"PF, External signal sound line, Brass housing	Built-in cable gland, Cable entry : 3/4"PF, External signal sound line, Brass housing	Built-in cable gland, Cable entry : 3/4"PF, External signal sound line, Brass housing	
Transistor	NPN Type	NPN Type	NPN Type	NPN Type	NPN Type	NPN Type	



Model number(Series)	QWCD35	QWCD50	QWCD35T	QWCD50T	
Voltage	DC12V-24V AC110V-220V	DC12V-24V AC110V-220V	DC12V-24V AC110V-220V	DC12V-24V AC110V-220V	
Dimension (mm)	Diameter	136×179	168×222	190×179	222×222
	Height				
	Depth	126	163	126	163
Materials	Horn-PC Housing-PC+ABS	Horn-PC Housing-PC+ABS	Horn-PC Housing-PC+ABS	Horn-PC Housing-PC+ABS	
Light source & Operation	Bulb Steady/Flashing				
	Bulb Revolving				
	LED Revolving				
	LED Steady/Flashing				
	LED Strobe	•	•	•	•
LED Simulated revolving					
Xenon Strobe					
Hi buzzer					
Sound pattern / dB	15 signal sounds				
	Voice signal				
	30 signal sounds				
	31 signal sounds	Max 115dB at 1m	Max 123dB at 1m	Max 115dB at 1m	Max 123dB at 1m
MP3	Max 113dB at 1m	Max 118dB at 1m	Max 113dB at 1m	Max 118dB at 1m	
Mounting structure	Wall Mount	Wall Mount	Wall Mount	Wall mount	
Cable entry	Ø21	Ø21	Ø21	Ø21	
Protection rating	IP66	IP66	IP66	IP66	
Certificates	CE, UL, CCS	CE, UL	CE	CE	
Customization	External signal sound line	External signal sound line	External signal sound line	External signal sound line	
Transistor	NPN Type	NPN Type	NPN Type	NPN Type	

# Product Specification for Vessel & Heavy-Duty Equipment/ Industrial Applications



Model number(Series)	QWH35	QWH50	QWH35T	QWH50T
Voltage	DC12V-24V AC110V-220V	DC12V-24V AC110V-220V	DC12V-24V AC110V-220V	DC12V-24V AC110V-220V
Dimension (mm)	Diameter	136×179	168×222	190×179
	Height			
	Depth	126	163	126
Materials	Horn-PC	Horn-PC	Horn-PC	Horn-PC
	Housing-PC +ABS	Housing-PC +ABS	Housing-PC +ABS	Housing-PC +ABS
Sound pattern / dB	15 signal sounds			
	Voice signal			
	30 signal sounds			
	31 signal sounds	Max. 115dB at 1m	Max. 123dB at 1m	Max. 115dB at 1m
MP3	Max. 113dB at 1m	Max. 118dB at 1m	Max. 113dB at 1m	Max. 118dB at 1m
Mounting structure	Wall mount	Wall mount	Wall mount	Wall mount
Cable entry	Ø21	Ø21	Ø21X2	Ø21X2
Protection rating	IP66	IP66	IP66	IP66
Certificates	CE, UL	CE, UL	CE	CE
Transistor	NPN형	NPN형	NPN형	NPN형



Model number(Series)	SN	SEHN25	SEHN50	SEWN30E
Voltage	DC12V-24V AC110V, AC220V	DC12V, DC24V AC110V, AC220V	DC12V, DC24V AC110V, AC220V	DC12V, DC24V AC110V, AC220V
Dimension (mm)	Diameter	Ø119(Horn)	Ø158(Horn)	Ø167(Horn)
	Height			
	Depth	167(Length)	238(Length)	242(Length)
Materials	Housing-Steel	Housing-Steel	Housing-Steel	Housing-Al
	Horn Housing-PC			Horn Housing-PC
Sound pattern / dB	15 signal sounds	Max. 105dB at 1m	Max. 115dB at 1m	Max. 120dB at 1m
	Voice signal	Max. 95dB at 1m	Max. 108dB at 1m	Max. 115dB at 1m
	30 signal sounds			
	31 signal sounds			
MP3				
Mounting structure	Self stand	Self stand	Self stand	Wall mount
Cable entry	Ø21	Ø21	Ø21	1/2" PF
Protection rating	IP55	IP55	IP55	IP56
Certificates	CE	KIMM	KIMM	ABS, CCS, CE
Customization	External signal sound line	External signal sound line	External signal sound line	Built-in cable gland, Cable entry : 3/4"PF, External signal sound line, Brass housing
Transistor	NPN type	NPN type	NPN type	NPN type



Model number(Series)	SEWN30L	SEWN30T	SEWN50E	SEWN50L	SEWN50T	SHDN30
Voltage	DC12V, DC24V AC110V, AC220V	DC12V, DC24V AC110V, AC220V	DC12V, DC24V AC110V, AC220V	DC12V, DC24V AC110V, AC220V	DC12V, DC24V AC110V, AC220V	DC12V, DC24V AC110V, AC220V
Dimension (mm)	Diameter	Ø120(Horn)	Ø120(Horn)	Ø172(Horn)	Ø172(Horn)	Ø120(Horn)
	Height	-	223	-	-	272
	Depth	170(Length)	175	208	203(Length)	208
Materials	Housing-Al	Housing-Al	Housing-Al	Housing-Al	Housing-Al	Housing-Al
	Horn Housing-PC	Horn Housing-PC	Horn Housing-STS316L	Horn Housing-STS316L	Horn Housing-STS316L	Horn Housing-PC
Sound pattern / dB	15 signal sounds	Max. 118dB at 1m	Max. 118dB at 1m	Max. 120dB at 1m	Max. 120dB at 1m	Max. 118dB at 1m×2
	Voice signal	Max. 113dB at 1m	Max. 113dB at 1m	Max. 115dB at 1m	Max. 115dB at 1m	Max. 113dB at 1m×2
	30 signal sounds					
	31 signal sounds					
MP3						
Mounting structure	Self stand	Wall mount	Wall mount	Self stand	Wall mount	Self stand
Cable entry	1/2" PF	1/2" PF	1/2" PF	1/2" PF	1/2" PF	1/2" PF
Protection rating	IP56	IP56	IP56	IP56	IP56	IP56
Certificates	CE	CE	CE, ABS	CE	CE	-
Customization	Built-in cable gland, Cable entry : 3/4"PF, External signal sound line, Brass housing	Built-in cable gland, 2 ways terminal box, Cable entry : 3/4"PF, External signal sound line, Brass housing	Built-in cable gland, Cable entry : 3/4"PF, External signal sound line, Brass housing	Built-in cable gland, Cable entry : 3/4"PF, External signal sound line, Brass housing	Built-in cable gland, 2 ways terminal box, Cable entry : 3/4"PF, External signal sound line, Brass housing	External signal sound line, Cable entry : 3/4"PF
Transistor	NPN Type	NPN Type	NPN Type	NPN Type	NPN Type	NPN Type

# Product Specification for Vessel & Heavy-Duty Equipment/ Industrial Applications



Model number(Series)	SC1	SC2	SC3	
Voltage	DC12V, DC24V AC110V, AC220V	DC12V, DC24V AC110V, AC220V	DC12V, DC24V AC110V, AC220V	
Dimension (mm)	Diameter	150(Width)	174(Width)	244(Width)
	Height	287	312	381
	Depth	200	232	292
Materials	Lens-AS Housing-ABS	Lens-AS Housing-ABS	Lens-PC Housing-AI	
Light source & Operation	Bulb Steady/Flashing	•	•	•
	Bulb Revolving	•	•	•
	LED Revolving	•	•	•
	LED Steady/Flashing	•	•	•
	LED Strobe	•	•	•
	LED Simulated revolving	•	•	•
Xenon Strobe	•	•	•	
Sound pattern / dB	Hi buzzer			
	15 signal sounds	Max. 108dB at 1m	Max. 115dB at 1m	Max. 120dB at 1m
	Voice signal	Max. 98dB at 1m	Max. 108dB at 1m	Max. 115dB at 1m
	30 signal sounds 31 signal sounds MP3			
Mounting structure	Wall mount	Wall mount	Wall mount	
Cable entry	-	-	1/2" PF	
Protection rating	IP44	IP44	IP56	
Certificates				



Model number(Series)	SM30	SM40	SM200	SM400	SAB130	SAB200	
Voltage	DC12V, DC24V AC110V, AC220V	DC12V, DC24V AC110V, AC220V	DC24V AC110V, AC220V	DC24V AC110V, AC220V	DC24V AC110V, AC220V	DC24V AC110V, AC220V	
Dimension (mm)	Diameter	Ø77	Ø128	Ø143	Ø165	Ø130(Bell)	Ø200(Bell)
	Height	-	-	-	-	238	269
	Depth	82(Length)	162(Length)	231(Length)	284(Length)	107	107
Materials	Housing-Steel	Housing-ABS	Housing-Steel	Housing-Steel	Bell-Steel Housing-ABS	Bell-Steel Housing-ABS	
Volume	Max 110dB at 1m	Max 116dB at 1m	Max 120dB at 1m	Max 123dB at 1m	Max 95dB at 1m	Max 95dB at 1m	
Mounting structure	Self stand	Self stand	Self stand	Self stand	Wall mount	Wall mount	
Cable entry	Ø22	Ø22	Ø9	Ø22	Ø26	Ø26	
Protection rating	IP44	IP44	IP44	IP44	IP56	IP56	
Certificates	-	-	CE	-	CE	CE	
Customization	-	-	-	-	2 ways cable entries	2 ways cable entries	



Model number(Series)	SANA200	SANA400	SANA700	QEB	
Voltage	DC24V AC110V, AC220V	DC24V AC110V, AC220V	DC24V AC110V, AC220V	DC24V AC110V, AC220V	
Dimension (mm)	Diameter	Ø146(Horn)	Ø110(Horn)	Ø101(Horn)	120×120
	Height	222	222	222	-
	Depth	333	193	144	119
Materials	Horn-PC Solenoid Box-ABS	Horn-PC Solenoid Box-ABS	Horn-PC Solenoid Box-ABS	Housing, Cover-AI	
Volume	Max 130dB at 1m	Max 130dB at 1m	Max 130dB at 1m	-	
Mounting structure	Wall mount	Wall mount	Wall mount	Wall mount	
Cable entry	20C, 10C nipple(Air)	20C, 10C nipple(Air)	20C, 10C nipple(Air)	1/2"NPT, 10C nipple(Air)	
Protection rating	IP56	IP56	IP56	IP66	
Certificates	KIMM	KIMM	KIMM	KIMM	
Customization	Separate design between horn and solenoid box, Non return valve, Built-in Y filter	Separate design between horn and solenoid box, Non return valve, Built-in Y filter	Separate design between horn and solenoid box, Non return valve, Built-in Y filter	Built-in Ex-Proof cable gland, 2 ways entries, Cable entry : 3/4"NPT	

# Product Specification for Explosion Proof Type



Model number(series)	ST45ML-Ex	QTEX	SSEL	QEAL1	
Voltage	AC/DC12V AC/DC24V	AC/DC12V, AC/DC24V, AC110V-220V	DC12V, DC24V AC110V, AC220V	DC12V, DC24V AC110V-220V	
Diameter	Ø45	Ø144	154×154	Ø152(Cage)	
Dimension (mm)	Height	472(Self stand) 457(Wall mount)	100	238	
	Depth	-	155(Wall mount)	172(Length)	
	Materials	Lens-PC Housing-PC	Lens-Tempered glass Housing-Al	Lens-Tempered glass Housing-Al	Lens-Tempered glass Housing-Al
Light source & Operation	Bulb Steady/Flashing				
	Bulb Revolving				
	LED Revolving				
	LED Steady/Flashing	•(Steady)	•	•(Steady)	•(Steady)
	LED Strobe				
	LED Simulated revolving Xenon Strobe				
Mounting structure	Self stand	Self stand, Wall mount	Self stand	Self stand	
Cable entry	-	3/4" NPT	1/2" NPT	1/2" NPT	
Protection rating	IP54	IP66	IP66	IP66	
Usage area	ZONE 2	ZONE 1, ZONE 2	ZONE 1, ZONE 2	ZONE 1, ZONE 2	
Certificates	KCs	IECEX, ATEX, KCs	KIMM, ABS	-	
Explosion proof rating	Ex nR IIT4, Ex nR IIT6 (Layer 2, 3 Only)	Ex d IIC T6 Gb(IECEX) EX II2G Ex db IIC T6 Gb(ATEX)	Ex d IIC T6 (KIMM)	Ex d IIC T4 (KIMM)	
Customization	-	Explosion proof cable gland, 2 ways cable entry, Cable entry	Explosion proof cable gland, 2 ways cable entry, Cable entry : 3/4" NPT, M20x1.5, M25x1.5	Explosion proof cable gland, 2 ways cable entry, M20x1.5	
Transistors	NPN/ PNP Type	PNP Type	-	-	



Model number(series)	STB45ML-Ex	QTEXB	SPNA	SBE130	SBE150
Voltage	AC/DC12V AC/DC24V	AC/DC12V, AC/DC24V AC110V-220V	DC12V, DC24V AC110V, AC220V	DC24V AC110V, AC220V	DC24V AC110V, AC220V
Diameter	Ø45	Ø144	Ø134(Horn)	Ø120(Bell)	Ø150(Bell)
Dimension (mm)	Height	472(Self stand) 457(Wall mount)	158	120	120
	Depth	-	155(Wall mount)	327(Length)	138(Length)
	Materials	Lens-PC Housing-PC	Lens-Tempered glass Housing-Al	Horn-ST5316L Housing-Al	Bell-Al Housing-Al
Light source & Operation	Bulb Steady/Flashing				
	Bulb Revolving				
	LED Revolving				
	LED Steady/Flashing	•(Steady)	•		
	LED Strobe				
	LED Simulated revolving Xenon Strobe				
Sound Pattern / dB	1 tone Buzzer	Max 80dB at 1m			
	15 signal sounds		Max 118dB at 1m		
	Bell			Max. 95dB at 1m	Max. 95dB at 1m
	Voice signal		Max 113dB at 1m		
	30 signal sounds 31 signal sounds MP3				
Mounting structure	Self stand	Self stand, Wall mount	Self stand	Self stand	Self stand
Cable entry	-	3/4" NPT	1/2" NPT	1/2" NPT	1/2" NPT
Protection rating	IP54	IP66	IP66	IP56	IP56
Usage area	ZONE 2	ZONE 1, ZONE 2	ZONE 1, ZONE 2	ZONE 1, ZONE 2	ZONE 1, ZONE 2
Certificate	KCs	IECEX, ATEX, KCs, TIIS	IECEX, ATEX, NEPSI, KIMM, KOSHA, ABS, CCS, KR	KIMM	KIMM
Explosion proof rating	Ex nR IIT4, Ex nR IIT6 (Layer 2, 3 Only)	Ex db IIC T6 Gb (IECEX)	Ex d IIC T6 Gb (IECEX)	Ex d IIC T6 (KIMM)	Ex d IIC T6 Gb (IECEX)
Customization	-	Explosion proof cable gland, 2 ways cable entry, Cable entry	Explosion proof cable gland, 2 ways cable entry, Cable entry : 3/4" NPT, M20x1.5, M25x1.5	Explosion proof cable gland, 2 ways cable entry, Cable entry : 3/4" NPT, M20x1.5, M25x1.5	Explosion proof cable gland, 2 ways cable entry, Cable entry : 3/4" NPT, M20x1.5, M25x1.5
Transistors	NPN/ PNP Type	PNP Type	NPN Type	-	-

# Product Specification for Explosion Proof Type



Model number(series)	QNE	QNE-SUS	SNE	SE	SEA
Voltage	DC12V-24V AC110V-220V	DC12V-24V AC110V-220V	DC12V, DC24V AC110V, AC220V	DC12V, DC24V AC110V, AC220V	DC12V, DC24V AC110V, AC220V
Diameter	Ø98(Cage)	Ø98(Cage)	Ø152(Cage)	Ø155(Cage)	Ø167(Cage)
Dimension (mm)					
Height	172	172	226	267	287
Depth	131(Length)	131(Length)	183(Length)	189(Length)	172(Length)
Materials	Lens-Tempered glass Housing-Al	Lens-Tempered glass Housing-ST304	Lens-Tempered glass Housing-Al	Lens-Tempered glass Housing-Brass	Lens-Tempered glass Housing-Al
Light source & Operation	Bulb Steady/Flashing				
	Bulb Revolving		•	•	•
	LED Revolving		•	•	•
	LED Steady/Flashing	•	•	•	•
	LED Strobe	•	•		
	LED Simulated revolving Xenon Strobe	•	•	•	•
Mounting structure	Self stand	Self stand	Self stand	Self stand	Self stand
Cable entry	1/2" NPT	1/2" NPT	1/2" NPT	1/2" NPT	1/2" NPT
Protection rating	IP66	IP66	IP66	IP66	IP66
Usage area	ZONE 1, ZONE 2	ZONE 1, ZONE 2	ZONE 1, ZONE 2	ZONE 1, ZONE 2	ZONE 1, ZONE 2
Certificates	IECEX, ATEX, KCs	IECEX, ATEX, KCs	IECEX, ATEX, NEPSI, KCs, CCS, CCC(F), TIIS	KIMM, ABS	IECEX, ATEX, NEPSI, KCs, ABS, CCS, KR
Explosion proof rating	Ex db IIC T6/ T5 Gb (ATEX, IECEX) Ex d IIC T6/ T5(KCs)	Ex db IIC T6/ T5 Gb (ATEX, IECEX) Ex d IIC T6/ T5(KCs)	Ex d IIC T6 Gb (IECEX)	Ex d IIC T6 (KIMM)	Ex d IIC T6 Gb (IECEX)
Customization	Explosion proof cable gland, 2 ways cable entry, Cable entry : M20x1.5	Explosion proof cable gland, 2 ways cable entry, Cable entry : M20x1.5	Explosion proof cable gland, 2 ways cable entry, Cable entry : M20x1.5	Explosion proof cable gland, 2 ways cable entry, Cable entry : 3/4" NPT, M20x1.5	Explosion proof cable gland, 2 ways cable entry, Cable entry : 3/4" NPT, M20x1.5, M25x1.5



Model number(series)	QNES	QNES-SUS	SNES	SESA	SEBA
Voltage	DC12V-24V AC110V-220V	DC12V-24V AC110V-220V	DC12V, DC24V AC110V, AC220V	DC12V, DC24V AC110V, AC220V	DC12V, DC24V AC110V, AC220V
Diameter	Ø98(Cage)	Ø98(Cage)	Ø152(Cage)	Ø167(Cage)	Ø167(Cage)
Dimension (mm)					
Height	225	225	226	333	333
Depth	130(Length)	130(Length)	183(Length)	327(Length)	240(Length)
Materials	Lens-Tempered glass Housing-Al	Lens-Tempered glass Housing-ST304	Lens-Tempered glass Housing-Al	Lens-Tempered glass Housing-Al	Lens-Tempered glass Housing-Al
Light source & Operation	Bulb Steady/Flashing				
	Bulb Revolving				
	LED Revolving			•	•
	LED Steady/Flashing	•	•	•	•
	LED Strobe	•	•		
	LED Simulated revolving Xenon Strobe	•	•	•	•
Sound Pattern / dB	1 tone Buzzer		Max 105dB at 1m		
	15 signal sounds	Max. 110dB at 1m	Max. 110dB at 1m	Max 118dB at 1m	Max 95dB at 1m
	Bell				
	Voice signal			Max 113dB at 1m	
	30 signal sounds 31 signal sounds MP3				
Mounting structure	Self stand	Self stand	Self stand	Self stand	Self stand
Cable entry	1/2" NPT	1/2" NPT	1/2" NPT	1/2" NPT	1/2" NPT
Protection rating	IP66	IP66	IP66	IP66	IP55
Usage area	ZONE 1, ZONE 2	ZONE 1, ZONE 2	ZONE 1, ZONE 2	ZONE 1, ZONE 2	ZONE 1, ZONE 2
Certificate	IECEX, ATEX, KCs	IECEX, ATEX, KCs	IECEX, ATEX, NEPSI, KCs, CCS, CCC(F), TIIS	IECEX, ATEX, NEPSI, KCs, ABS, CCS, KR, CCC(F)	KIMM, ABS, KR
Explosion proof rating	Ex db IIC T6/ T5 Gb (ATEX, IECEX) Ex d IIC T6/ T5(KCs)	Ex db IIC T6/ T5 Gb (ATEX, IECEX) Ex d IIC T6/ T5(KCs)	Ex d IIC T6 Gb (IECEX)	Ex d IIC T6 Gb (IECEX)	Ex d IIC T6 (KIMM)
Customization	Explosion proof cable gland, 2 ways cable entry, Cable entry : M20x1.5	Explosion proof cable gland, 2 ways cable entry, Cable entry : M20x1.5	Explosion proof cable gland, 2 ways cable entry, Cable entry : M20x1.5, 7 tones Buzzer	Explosion proof cable gland, 2 ways cable entry, Cable entry : 3/4" NPT, M20x1.5, M25x1.5	Explosion proof cable gland, 2 ways cable entry, Cable entry : 3/4" NPT, M20x1.5, M25x1.5
Transistors				NPN Type	

# Product Specification for Explosion Proof Type



Model number(series)	QMFL-300-Ex-24	QLEX-350	QLEX-SLM-250	QLEX-SLM-250(PL)
Voltage	DC24V	DC24V	DC24V	DC24V
Power consumption	10W	8.6W	8.8W	8.8W
Dimension (mm)	Length	290	250	250
	Width	38	90	90
	Height	64	88.4	70
Materials	Lens-Tempered glass Housing-Al	Side cover : Al, Lens : PC, Side cover out : NBR, Bracket : Al	Side cover : Al, Lens : PC, Bracket : Al	Side cover : Al, Lens : PC, Bracket : Al
Lens color	Translucent	Transparent/ Translucent	Transparent/ Translucent	Transparent/ Translucent
Light color	Cooldaylight	Cooldaylight	Cooldaylight	Cooldaylight
Efficacy (lm/W)	260Lux	250Lux	260Lux	260Lux
Mounting structure	Mount bracket	Mount bracket	Mount bracket	Mount bracket
Protection rating	IP67/ IP69K	IP66/ IP67	IP66/ IP67	IP66/ IP67
Certificate	KCs, NEPSI	KCs, NEPSI	CE, KCs, NEPSI, S-Mark	CE, KCs, NEPSI, S-Mark
Explosion proof rating	Ex nR II T6, Ex nR II C T6 Gc	Ex d IIC T6, Ex d IIC T6 Gb	Ex d IIC T6, Ex d IIC T6 Gb	Ex d IIC T6, Ex d IIC T6 Gb

# Product Specification for LED Light Bars



Model number(series)	QLV	QLV-SET	ELM	ELM-SOL	SAMP	
Voltage	DC12V	DC12V	DC12V, DC24V	DC12V (Battery Voltage)	DC12V, DC24V	
Dimension (mm)	Diameter	300×64	30×84	280×136	1148(Width)	175(Width)
	Height	129	129	161	685	73
	Depth	885-1250(Length)	885-1250(Length)	588-1708(Length)	484	165
Materials	Lens-PC Cover, Board-Al	QLV-PC Other SAMP-100-Steel SM-100ND-Steel	Lens, Housing-PC Board-Al	Lens, Housing-PC Board-Al	Housing-Al	
Light source & Operation	Bulb Steady/Flashing					
	Bulb Revolving					
	LED Revolving					
	LED Steady/Flashing					
	LED Strobe	•	•	•	•	
	LED Simulated revolving					
Xenon Strobe			•			
Sound & Volume	-	Max. 135dB at 1m	Max. 126dB at 1m	-	-	
Mounting structure	Direct mount	Direct mount	Direct mount	Direct mount	Bracket mounting type	
Cable entry						
Protection rating	IP56	IP56	IP55	IP56	-	



Model number(series)	SAMP-100	SM-100ND	
Voltage	DC12V	DC12V	
Dimension (mm)	Diameter	175(Width)	Ø122
	Height	73	-
	Depth	165	118(Length)
Materials	Housing-Al	Housing-Steel	
Light source & Operation	Bulb Steady/Flashing		
	Bulb Revolving		
	LED Revolving		
	LED Steady/Flashing		
	LED Strobe		
	LED Simulated revolving		
Xenon Strobe			
Sound & Volume	-	Max. 135dB at 1m	
Mounting structure	Bracket mounting type		

# Product Specification for Aviation Obstruction Lights



Model number(series)	SAOL1	QAOL1	SAOL2	SAOL3
Voltage	DC12V, DC24V AC110V-220V	DC12V, DC24V	DC12V, DC24V AC110V-220V	DC12V, DC24V AC110V-220V
Diameter	Ø115	Ø117	Ø139	Ø157
Dimension (mm)				
Height	275	267	185(SAOL2) 273(SAOL2P)	215(SAOL3) 303(SAOL3P)
Depth	-	-	-	-
Materials	Lens, Housing-PC Bracket-Al	Lens, Housing-PC Bracket-Al	Lens-PC, Housing-Al Bracket-Al	Lens-PC, Housing-Al Bracket-Al
Light source & Operation				
Bulb Steady/Flashing				
Bulb Revolving				
LED Steady/Flashing	•(Steady)	•(Flashing)	•(Steady)	•(Steady)
LED Strobe				
LED Simulated revolving				
Xenon Strobe				
Mount type	Self stand	Self stand	Self stand	Self stand
Cable entry	-	-	-	-
Protection rating	IP56	IP56	IP66	IP66
Certificate	ICAO, CE	CE	ICAO, CE	ICAO, CE
Customization	Built-in SUN switch	-	Cable entry - 1/2"PF, Built-in SUN switch	Cable entry - 1/2"PF, Built-in SUN switch



Model number(series)	QEAL1
Voltage	DC12V, DC24V AC110V-220V
Diameter	Ø152(Cage)
Dimension (mm)	
Height	238
Depth	183(Length)
Materials	Lens-Tempered glass Housing-Al
Light source & Operation	
Bulb Steady/Flashing	
Bulb Revolving	
LED Steady/Flashing	•(Steady)
LED Strobe	
LED Simulated revolving	
Xenon Strobe	
Mount type	Self stand
Cable entry	1/2" NPT
Protection rating	IP66
Certificate	
Explosion proof rating	
Customization	Explosion proof cable gland, 2 ways cable entry, Cable entry : M20x1.5, Built-in SUN switch

# Product Specification for Signal Tower Lights




Model number(series)	STA25SLM	STA35SL	STA35SLM	STA45SLM	STA45SLMP	QTA56L
Voltage	AC/DC12V AC/DC24V AC110V, AC220V	AC/DC12V AC/DC24V	AC/DC12V AC/DC24V AC110V, AC220V	AC/DC12V AC/DC24V AC110V, AC220V	AC/DC12V AC/DC24V AC110V, AC220V	DC24V
Dimension (mm)	Diameter	Ø25	Ø35	Ø35	Ø45	52
	Height	368-488	85-265	205-385	198-378	435
	Depth					
Materials	Lens-AS Housing-Al	Lens-AS Housing-ABS	Lens-AS Housing-Al	Lens-Acryl Inner lens-AS Housing-Al	Lens-Acryl Inner lens-AS Housing-Al	Lens-PC Housing-Al
Layers	1-5 Layers	1-5 Layers	1-5 Layers	1-5 Layers	1-5 Layers	3 Layers
Light source & Operation	Bulb Steady/Flashing					
	LED Steady	•	•	•	•	•
	LED Steady/Flashing					
	LED Strobe					
	LED Simulated revolving					
Sound & Volume	1 buzzer sound				Max 90dB at 1m	Max 90dB at 1m
	Layer color change	No	No	No	No	No
Mount bracket	Direct mount	Direct mount	Direct mount	Direct mount	Pole mount	Direct mount
Bracket	STAWB25	STAWB25	STAWB25	STAWB45	LB18, LW18, QZ18, SZ18, QL18, SL18, QLA18	-
Protection rating	IP44	IP44	IP44	IP23(Buzzer type), IP44(Standard)	IP23(Buzzer type), IP44(Standard)	IP23(Buzzer type), IP44(Standard)
Certificates	CE, UL	CE	CE	CE, UL	CE, UL	CE
Customization	Same lens color with LED, Wall mount bracket	Wall mount bracket	Wall mount bracket	Wall mount bracket	Pole length adjustment	-
Transistor	NPN/ PNP type	NPN/ PNP type	NPN/ PNP type	NPN/ PNP type	NPN/ PNP type	NPN/ PNP type



Model number(series)	SWT	SWTE	QWT	ST45MB	ST45B	ST56MB	ST56B
Voltage	AC/DC12V~24V AC110V, AC220V	AC/DC12V~24V AC110V, AC220V	AC/DC12V AC/DC24V AC110V~AC220V	AC/DC12V AC/DC24V AC110V, AC220V	AC/DC12V AC/DC24V AC110V, AC220V	AC/DC12V AC/DC24V AC110V, AC220V	AC/DC12V AC/DC24V AC110V, AC220V
Dimension (mm)	Diameter	Ø90(Half)	Ø70	Ø45	Ø45	Ø56	Ø56
	Height	216	216	122-286	116-362	330-576	157-502
	Depth	46	46	76	-	-	-
Materials	Lens-PC Housing-ABS	Lens-PC Housing-ABS	Lens-PC Housing-ABS	Lens-AS Housing-ABS	Lens-AS Housing-ABS	Lens-AS Housing-ABS	Lens-AS Housing-ABS
Layers	2-3 Layers	2-3 Layers	1-5 Layers	1-5 Layers	1-5 Layers	1-5 Layers	1-5 Layers
Light source & Operation	Bulb Steady/Flashing						
	LED Steady			•	•	•	•
	LED Steady/Flashing	•	•	•			
	LED Strobe						
	LED Simulated revolving						
Sound & Volume	1 buzzer sound	Max 90dB at 1m	Max 90dB at 1m	Max 85dB at 1m	Max 90dB at 1m	Max 90dB at 1m	Max 90dB at 1m
	Layer color change	No	No	Yes	Yes	Yes	Yes
Mount bracket	Wall mount	Wall mount	Wall mount	Direct mount	Pole mount	Direct mount	Pole mount
Bracket	-	-	-	TWS45, TWA45	LB18, LW18, QZ18, SZ18, QL18, SL18, QLA18	TWS45, TWA45	LB18, LW18, QZ18, SZ18, QL18, SL18, QLA18
Protection rating	IP55	IP55	IP54	IP23(Buzzer type), IP44(Standard)	IP23(Buzzer type), IP44(Standard)	IP23(Buzzer type), IP44(Standard)	IP23(Buzzer type), IP44(Standard)
Certificates	CE, UL	CE, UL	CE, UL	CE	CE	CE	CE
Customization	Color combination except for standard, 2 buzzer sounds, Transparent inner lens	Color combination except for standard, 2 buzzer sounds, Transparent inner lens	Color combination except for standard	Wall mount bracket, 2 Buzzer sounds	Pole length adjustment, 2 Buzzer sounds	Wall mount bracket, 2 buzzer sounds	Pole length adjustment, 2 buzzer sounds
Transistor	NPN/ PNP type	NPN/ PNP type	NPN/ PNP type	-	-	-	-

# Product Specification for Signal Tower Lights



Model number(series)	ST80MB	ST80B	ST45ML	ST45L	ST56MEL	ST56EL
Voltage	AC/DC12V AC/DC24V AC110V, AC220V	AC/DC12V AC/DC24V AC110V, AC220V	AC/DC12V AC/DC24V AC110V, AC220V	AC/DC12V AC/DC24V AC110V, AC220V	AC/DC12V AC/DC24V AC110V, AC220V	AC/DC12V AC/DC24V AC110V, AC220V
Dimension (mm)	Diameter	Ø80	Ø80	Ø45	Ø45	Ø56
	Height	180-460	317-597	106-358	320-572	127-352
	Depth	-	-	-	-	-
Materials	Lens-AS Housing-ABS	Lens-AS Housing-ABS	Lens-AS Housing-ABS	Lens-AS Housing-ABS	Lens-AS Housing-ABS	Lens-AS Housing-ABS
	Layers	1-5 Layers	1-5 Layers	1-5 Layers	1-5 Layers	1-5 Layers
Light source & Operation	Bulb Steady/Flashing	•	•			
	LED Steady					
	LED Steady/Flashing			•	•	•
	LED Strobe					•
Sound & Volume	LED Simulated revolving					
	1 buzzer sound	Max 90dB at 1m	Max 90dB at 1m	Max 90dB at 1m	Max 90dB at 1m	Max 90dB at 1m
5 signal sounds	-	-	Max 85dB at 1m	Max 85dB at 1m	Max 85dB at 1m	Max 85dB at 1m
Layer color change	Yes	Yes	Yes	Yes	Yes	Yes
Mount bracket	Direct mount	Pole mount	Direct mount	Pole mount	Direct mount	Pole mount
Bracket	TWS80, TWA80	LB24, LW24, QZ24, SZ24, QL24, SL24, QLA24	TWS45, TWA45	LB18, LW18, QZ18, SZ18, QL18, SL18, QLA18	TWS45, TWA45	LB18, LW18, QZ18, SZ18, QL18, SL18, QLA18
Protection rating	IP23(Buzzer type), IP44(Standard)	IP23(Buzzer type), IP44(Standard)	IP23(Buzzer type), IP44(Standard)	IP23(Buzzer type), IP44(Standard)	IP23(Buzzer type), IP44(Standard)	IP23(Buzzer type), IP44(Standard)
Certificates	-	-	CE, UL	CE, UL	CE, UL	CE, UL
Customization	Wall mount bracket, 2 buzzer sounds	Pole length adjustment, 2 buzzer sounds	2 buzzer sounds, Wall mount bracket, AC each layer power supplied, DC24V UL listed	2 buzzer sounds, Pole length adjustment, AC each layer power supplied, DC24V UL listed	2 buzzer sounds, Wall mount bracket, AC each layer power supplied, DC24V UL listed	2 buzzer sounds, Pole length adjustment, AC each layer power supplied, DC24V UL listed
Transistor	-	-	NPN/ PNP type	NPN/ PNP type	NPN/ PNP type	NPN/ PNP type



Model number(series)	ST56ML	ST56L	ST80MEL	ST80EL	ST80ML	ST80L
Voltage	AC/DC12V AC/DC24V AC110V, AC220V	AC/DC12V AC/DC24V AC110V, AC220V	AC/DC12V AC/DC24V AC110V, AC220V	AC/DC12V AC/DC24V AC110V, AC220V	AC/DC12V AC/DC24V AC110V, AC220V	AC/DC12V AC/DC24V AC110V, AC220V
Dimension (mm)	Diameter	Ø56	Ø56	Ø80	Ø80	Ø80
	Height	157-502	371-716	150-310	287-447	180-460
	Depth	-	-	-	-	-
Materials	Lens-AS Housing-ABS	Lens-AS Housing-ABS	Lens-AS Housing-ABS	Lens-AS Housing-ABS	Lens-AS Housing-ABS	Lens-AS Housing-ABS
	Layers	1-5 Layers	1-5 Layers	1-5 Layers	1-5 Layers	1-5 Layers
Light source & Operation	Bulb Steady/Flashing	•	•	•	•	•
	LED Steady					
	LED Steady/Flashing					
	LED Strobe					
Sound & Volume	LED Simulated revolving					
	1 buzzer sound	Max 90dB at 1m	Max 90dB at 1m	Max 90dB at 1m	Max 90dB at 1m	Max 90dB at 1m
5 signal sounds	Max 85dB at 1m	Max 85dB at 1m	Max 85dB at 1m	Max 85dB at 1m	Max 85dB at 1m	Max 85dB at 1m
Layer color change	Yes	Yes	Yes	Yes	Yes	Yes
Mount bracket	Direct mount	Pole mount	Direct mount	Pole mount	Direct mount	Pole mount
Bracket	TWS45, TWA45	LB18, LW18, QZ18, SZ18, QL18, SL18, QLA18	TWS80, TWA80	LB24, LW24, QZ24, SZ24, QL24, SL24, QLA24	TWS80, TWA80	LB24, LW24, QZ24, SZ24, QL24, SL24, QLA24
Protection rating	IP23(Buzzer type), IP44(Standard)	IP23(Buzzer type), IP44(Standard)	IP23(Buzzer type), IP44(Standard)	IP23(Buzzer type), IP44(Standard)	IP23(Buzzer type), IP44(Standard)	IP23(Buzzer type), IP44(Standard)
Certificates	CE, UL	CE, UL	CE, UL	CE, UL	CE, UL	CE, UL
Customization	2 buzzer sounds, Wall mount bracket, AC each layer power supplied, DC24V UL listed	2 buzzer sounds, Pole length adjustment, AC each layer power supplied, DC24V UL listed	2 buzzer sounds, Wall mount bracket, AC each layer power supplied, DC24V UL listed	2 buzzer sounds, Pole length adjustment, AC each layer power supplied, DC24V UL listed	2 buzzer sounds, Wall mount bracket, AC each layer power supplied, DC24V UL listed	2 buzzer sounds, Pole length adjustment, AC each layer power supplied, DC24V UL listed
Transistor	NPN/ PNP type	NPN/ PNP type	NPN/ PNP type	NPN/ PNP type	NPN/ PNP type	NPN/ PNP type

# Product Specification for Signal Tower Lights

## Multiple Color LED Signal Tower Lights



Model number(series)	STC45ML	STC45L	STC56ML	STC56L	QT56MCL
Voltage	AC/DC12V, AC/DC24V AC110V, AC220V	AC/DC12V, AC/DC24V AC110V, AC220V	AC/DC12V, AC/DC24V AC110V, AC220V	AC/DC12V, AC/DC24V AC110V, AC220V	DC24V
Dimension (mm)	Diameter	Ø45	Ø45	Ø56	Ø56
	Height	106-198	320-412	157-287	371-501
	Depth				
Materials	Lens-AS Housing-ABS	Lens-AS Housing-ABS	Lens-AS Housing-ABS	Lens-AS Housing-ABS	Lens-PC Housing-AI
	Layers	2-3 Colors	2-3 Colors	2-3 Colors	2-3 Colors
Light source & Operation	Bulb Steady/Flashing				
	LED Steady				
	LED Steady/Flashing	•	•	•	•
	LED Strobe				
Sound & Volume	LED Simulated revolving				
	1 buzzer sound 5 signal sounds	Max 90dB at 1m	Max 90dB at 1m	Max 90dB at 1m	Max 90dB at 1m
Layer color change					
Mount bracket	Direct mount	Pole mount	Direct mount	Pole mount	Pole mount
Bracket	TWS45, TWA45	LB18, LW18, QZ18, SZ18, QL18, SL18, QLA18	TWS45, TWA45	LB18, LW18, QZ18, SZ18, QL18, SL18, QLA18	-
Protection rating	IP23(Buzzer type), IP44(Standard)	IP23(Buzzer type), IP44(Standard)	IP23(Buzzer type), IP44(Standard)	IP23(Buzzer type), IP44(Standard)	IP23(Buzzer type), IP44(Standard)
Certificates	CE	CE	CE	CE	CE
Customization	2 buzzer sounds, Wall mount bracket	2 buzzer sounds, Pole length adjustment	2 Buzzer sounds, Lens length 40mm, Wall mount Bracket	2 Buzzer sounds, Lens length 40mm, Pole length adjustment	-
Transistor	NPN/ PNP type	NPN/ PNP type	NPN/ PNP type	NPN/ PNP type	NPN/ PNP type



Model number(series)	STG40ML	STG40L	STG50ML	STG50L	MWTL
Voltage	AC/DC12V, AC/DC24V AC110V-220V	AC/DC12V, AC/DC24V AC110V-220V	AC/DC12V, AC/DC24V AC110V-220V	AC/DC12V, AC/DC24V AC110V-220V	DC24V
Dimension (mm)	Diameter	Ø40	Ø40	Ø50	Ø90(Half)
	Height	111-339	339-567	106-314	216
	Depth				39
Materials	Lens-AS Housing-ABS	Lens-AS Housing-ABS	Lens-AS Housing-ABS	Lens-AS Housing-ABS	Lens-PC Housing-ABS
	Layers	1-5 Layers	1-5 Layers	1-5 Layers	1-5 Layers
Light source & Operation	Bulb Steady/Flashing				
	LED Steady				
	LED Steady/Flashing	•	•	•	•
	LED Strobe				
Sound & Volume	LED Simulated revolving				
	1 buzzer sound 5 signal sounds	Max 85dB at 1m	Max 85dB at 1m	Max 85dB at 1m	Max. 90dB at 1m
Layer color change	Yes	Yes	Yes	Yes	No
Mount bracket	Direct mount	Pole mount	Direct mount	Pole mount	Wall mount
Bracket	TWS45, TWA45	LB18, LW18, QZ18, SZ18, QL18, SL18, QLA18	TWS45, TWA45	LB18, LW18, QZ18, SZ18, QL18, SL18, QLA18	-
Protection rating	IP54(Buzzer type), IP65(Standard)	IP54(Buzzer type), IP65(Standard)	IP54(Buzzer type), IP65(Standard)	IP54(Buzzer type), IP65(Standard)	IP55
Certificates	CE, UL	CE, UL	CE, UL	CE, UL	CE
Customization	Wall mount bracket, 2 buzzer sounds	2 buzzer sounds, Pole length adjustment	Wall mount bracket, 2 buzzer sounds	2 buzzer sounds, Pole length adjustment	2 buzzer sounds, Transparent filter lens
Transistor	NPN/ PNP type	NPN/ PNP type	NPN/ PNP type	NPN/ PNP type	NPN/ PNP type

# Product Specification for Signal Tower Lights



Model number(series)	QTG50ML	QTG50L	QTG60ML	QTG60L	QTG70ML	QTG70L
Voltage	AC/DC12V, AC/DC24V AC110V-220V	AC/DC12V, AC/DC24V AC110V-220V	AC/DC12V, AC/DC24V AC110V-220V	AC/DC12V, AC/DC24V AC110V-220V	AC/DC12V, AC/DC24V AC110V-220V	AC/DC12V, AC/DC24V AC110V-220V
Dimension (mm)	Diameter	Ø50	Ø50	Ø60	Ø60	Ø70
	Height	116-364	344-592	126-399	352-635	126-399
	Depth					
Light source & Operation	Materials	Lens-PC Housing-ABS	Lens-PC Housing-ABS	Lens-PC Housing-ABS	Lens-PC Housing-ABS	Lens-PC Housing-ABS
	Layers	1-5 Layers	1-5 Layers	1-5 Layers	1-5 Layers	1-5 Layers
	Bulb Steady/Flashing					
	LED Steady					
	LED Steady/Flashing	•	•	•	•	•
Sound & Volume	LED Strobe					
	LED Simulated revolving					
1 buzzer sound	Max 85dB at 1m	Max 85dB at 1m	Max 85dB at 1m	Max 85dB at 1m	Max 85dB at 1m	Max 85dB at 1m
5 signal sounds						
Layer color change	Yes	Yes	Yes	Yes	Yes	Yes
Mount bracket	Direct mount	Pole mount	Direct mount	Pole mount	Direct mount	Pole mount
Bracket	TWS45, TWA45	LB18, LW18, QZ18, SZ18, QL18, SL18, QLA18	TWS45, TWA45	LB18, LW18, QZ18, SZ18, QL18, SL18, QLA18	TWS80, TWA80	LB24, LW24, QZ24, SZ24, QL24, SL24, QLA24
Protection rating	IP54(Buzzer type), IP65(Standard)	IP54(Buzzer type), IP65(Standard)	IP54(Buzzer type), IP65(Standard)	IP54(Buzzer type), IP65(Standard)	IP54(Buzzer type), IP65(Standard)	IP54(Buzzer type), IP65(Standard)
Certificates	CE, UL	CE, UL	CE, UL	CE, UL	CE, UL	CE, UL
Customization	2 buzzer sounds, Wall mount bracket, Strong buzzer, Black housing	2 buzzer sounds, Pole length adjustment, Strong buzzer, Black housing	2 buzzer sounds, Wall mount bracket, Strong buzzer, Black housing	2 buzzer sounds, Pole length adjustment, Strong buzzer, Black housing	2 buzzer sounds, Wall mount bracket, Strong buzzer, Black housing	2 buzzer sounds, Pole length adjustment, Strong buzzer, Black housing
Transistor	NPN/ PNP type	NPN/ PNP type	NPN/ PNP type	NPN/ PNP type	NPN/ PNP type	NPN/ PNP type



Model number(series)	QTC50ML	QTC50L	QTC60ML	QTC60L	QTC70ML	QTC70L
Voltage	AC/DC12V, AC/DC24V AC110V-220V	AC/DC12V, AC/DC24V AC110V-220V	AC/DC12V, AC/DC24V AC110V-220V	AC/DC12V, AC/DC24V AC110V-220V	AC/DC12V, AC/DC24V AC110V-220V	AC/DC12V, AC/DC24V AC110V-220V
Dimension (mm)	Diameter	Ø50	Ø50	Ø60	Ø60	Ø70
	Height	116-364	344-592	126-399	352-635	126-399
	Depth					
Light source & Operation	Materials	Lens, Inner Lens -PC Housing-ABS	Lens, Inner Lens -PC Housing-ABS	Lens, Inner Lens -PC Housing-ABS	Lens, Inner Lens -PC Housing-ABS	Lens, Inner Lens -PC Housing-ABS
	Layers	1-5 Layers	1-5 Layers	1-5 Layers	1-5 Layers	1-5 Layers
	Bulb Steady/Flashing					
	LED Steady					
	LED Steady/Flashing	•	•	•	•	•
Sound & Volume	LED Strobe					
	LED Simulated revolving					
1 buzzer sound	Max 85dB at 1m	Max 85dB at 1m	Max 85dB at 1m	Max 85dB at 1m	Max 85dB at 1m	Max 85dB at 1m
5 signal sounds						
Layer color change	Yes	Yes	Yes	Yes	Yes	Yes
Mount bracket	Direct mount	Pole mount	Direct mount	Pole mount	Direct mount	Pole mount
Bracket	TWS45, TWA45	LB18, LW18, QZ18, SZ18, QL18, SL18, QLA18	TWS45, TWA45	LB18, LW18, QZ18, SZ18, QL18, SL18, QLA18	TWS80, TWA80	LB24, LW24, QZ24, SZ24, QL24, SL24, QLA24
Protection rating	IP54(Buzzer type), IP65(Standard)	IP54(Buzzer type), IP65(Standard)	IP54(Buzzer type), IP65(Standard)	IP54(Buzzer type), IP65(Standard)	IP54(Buzzer type), IP65(Standard)	IP54(Buzzer type), IP65(Standard)
Certificates	CE, UL	CE, UL	CE, UL	CE, UL	CE, UL	CE, UL
Customization	2 buzzer sounds, Wall mount bracket, Strong buzzer, Black housing	2 buzzer sounds, Pole length adjustment, Strong buzzer, Black housing	2 buzzer sounds, Wall mount bracket, Strong buzzer, Black housing	2 buzzer sounds, Pole length adjustment, Strong buzzer, Black housing	2 buzzer sounds, Wall mount bracket, Strong buzzer, Black housing	2 buzzer sounds, Pole length adjustment, Strong buzzer, Black housing
Transistor	NPN/ PNP type	NPN/ PNP type	NPN/ PNP type	NPN/ PNP type	NPN/ PNP type	NPN/ PNP type

# Product Specification for Signal Tower Lights



Model number(series)	QTR50ML	QTR50L	QTR60ML	QTR60L	QTR70ML	QTR70L	
Voltage	AC/DC12V, AC/DC24V AC110V-220V	AC/DC12V, AC/DC24V AC110V-220V	AC/DC12V, AC/DC24V AC110V-220V	AC/DC12V, AC/DC24V AC110V-220V	AC/DC12V, AC/DC24V AC110V-220V	AC/DC12V, AC/DC24V AC110V-220V	
Dimension (mm)	Diameter	Ø50	Ø50	Ø60	Ø60	Ø70	
	Height	116-364	344-592	126-399	352-635	126-399	274-557
	Depth						
	Materials	Lens-PC Housing-ABS	Lens-PC Housing-ABS	Lens-PC Housing-ABS	Lens-PC Housing-ABS	Lens-PC Housing-ABS	Lens-PC Housing-ABS
Light source & Operation	Layers	1-5 Layers	1-5 Layers	1-5 Layers	1-5 Layers	1-5 Layers	
	Bulb Steady/Flashing						
	LED Steady						
	LED Steady/Flashing	•	•	•	•	•	
	LED Strobe						
Sound & Volume	LED Simulated revolving						
	1 buzzer sound	Max 85dB at 1m	Max 85dB at 1m	Max 85dB at 1m	Max 85dB at 1m	Max 85dB at 1m	
	5 signal sounds						
Layer color change	Yes	Yes	Yes	Yes	Yes	Yes	
Mount bracket	Direct mount	Pole mount	Direct mount	Pole mount	Direct mount	Pole mount	
Bracket	TWS45, TWA45	LB18, LW18, QZ18, SZ18, QL18, SL18, QLA18	TWS45, TWA45	LB18, LW18, QZ18, SZ18, QL18, SL18, QLA18	TWS80, TWA80	LB24, LW24, QZ24, SZ24, QL24, SL24, QLA24	
Protection rating	IP54(Buzzer type), IP65(Standard)	IP54(Buzzer type), IP65(Standard)	IP54(Buzzer type), IP65(Standard)	IP54(Buzzer type), IP65(Standard)	IP54(Buzzer type), IP65(Standard)	IP54(Buzzer type), IP65(Standard)	
Certificates	CE, UL	CE, UL	CE, UL	CE, UL	CE, UL	CE, UL	
Customization	2 buzzer sounds, Wall mount bracket, Strong buzzer	2 buzzer sounds, Pole length adjustment, Strong buzzer	2 buzzer sounds, Wall mount bracket, Strong buzzer	2 buzzer sounds, Pole length adjustment, Strong buzzer	2 buzzer sounds, Wall mount bracket, Strong buzzer	2 buzzer sounds, Pole length adjustment, Strong buzzer	
Transistor	NPN/ PNP type	NPN/ PNP type	NPN/ PNP type	NPN/ PNP type	NPN/ PNP type	NPN/ PNP type	



Model number(series)	QT50ML	QT50L	QT70ML	QT70L	
Voltage	DC12V, DC24V AC110V, AC220V	DC12V, DC24V AC110V, AC220V	DC12V, DC24V AC110V, AC220V	DC12V, DC24V AC110V, AC220V	
Dimension (mm)	Diameter	Ø50	Ø50	Ø70	
	Height	83-247	297-461	98-322	237-461
	Depth				
	Materials	Lens-PC Housing-ABS	Lens-PC Housing-ABS	Lens-PC Housing-ABS	Lens-PC Housing-ABS
Light source & Operation	Layers	1-5 Layers	1-5 Layers	1-5 Layers	
	Bulb Steady/Flashing				
	LED Steady				
	LED Steady/Flashing	•	•	•	
	LED Strobe	•	•	•	
Sound & Volume	LED Simulated revolving	•	•	•	
	1 buzzer sound	Max 90dB at 1m	Max 90dB at 1m	Max 90dB at 1m	
	5 signal sounds	Max 85dB at 1m	Max 85dB at 1m	Max 85dB at 1m	
Layer color change	Yes	Yes	Yes	Yes	
Mount bracket	Direct mount	Pole mount	Direct mount	Pole mount	
Bracket	TWS45, TWA45	LB18, LW18, QZ18, SZ18, QL18, SL18, QLA18	TWS80, TWA80	LB24, LW24, QZ24, SZ24, QL24, SL24, QLA24	
Protection rating	IP54(Buzzer type), IP65(Standard)	IP54(Buzzer type), IP65(Standard)	IP54(Buzzer type), IP65(Standard)	IP54(Buzzer type), IP65(Standard)	
Certificates	CE	CE	CE	CE	
Customization	Beige color, Wall mount bracket, LED strobe, LED simulated revolving	Beige color, Pole length adjustment, LED strobe, LED simulated revolving	Beige color, Wall mount bracket, LED strobe, LED simulated revolving	Beige color, Pole length adjustment, LED strobe, LED simulated revolving	
Transistor	NPN/ PNP type	NPN/ PNP type	NPN/ PNP type	NPN/ PNP type	

# Product Specification for USB LED Tower Lights



Model number(series)	ST45ML-USB	ST45L-USB	ST56MEL-USB	ST56EL-USB	ST80MEL-USB	ST80EL-USB
Voltage	USB DC 5V	USB DC 5V	USB DC 5V	USB DC 5V	USB DC 5V	USB DC 5V
Dimension (mm)	Diameter	Ø45	Ø45	Ø56	Ø56	Ø80
	Height	198-358	412-572	192-352	406-566	230-390
	Depth					
Materials	Lens-AS Housing-ABS	Lens-AS Housing-ABS	Lens-AS Housing-ABS	Lens-AS Housing-ABS	Lens-AS Housing-ABS	Lens-AS Housing-ABS
	Layer	1-5 Layers	1-5 Layers	1-5 Layers	1-5 Layers	1-5 Layers
Light source & Operation	Bulb Steady/Flashing					
	LED Steady					
	LED Steady/Flashing	•	•	•	•	•
	LED Strobe					
Sound & volume	LED Simulated revolving					
	1 buzzer sound	Max 90dB at 1m	Max 90dB at 1m	Max 90dB at 1m	Max 90dB at 1m	Max 90dB at 1m
	5 Signal sounds	Max 85dB at 1m	Max 85dB at 1m	Max 85dB at 1m	Max 85dB at 1m	Max 85dB at 1m
Layer color change	Yes	Yes	Yes	Yes	Yes	Yes
Mount bracket	Direct mount	Pole mount	Direct mount	Pole mount	Direct mount	Pole mount
Bracket	TWS45, TWA45	LB18, LW18, QZ18, SZ18, QL18, SL18, QLA18	TWS45, TWA45	LB18, LW18, QZ18, SZ18, QL18, SL18, QLA18	TWS80, TWA80	LB24, LW24, QZ24, SZ24, QL24, SL24, QLA24
Protection rating	IP23	IP23	IP23	IP23	IP23	IP23
Certificates	-	-	CE	CE	-	-
Customization	Customized color arrangements, Wall mount brackets	Customized color arrangements, Customized pole length	Customized color arrangements, 70mm lens height, Wall mount brackets	Customized color arrangements, 70mm lens height, Customized pole length	Customized color arrangements, 70mm lens height, Wall mount brackets	Customized color arrangements, 70mm lens height, Customized pole length



Model number(series)	QT50ML-USB	QT50L-USB	QT70ML-USB	QT70L-USB	STDEL-USB
Voltage	USB DC 5V	USB DC 5V	USB DC 5V	USB DC 5V	DC12V, DC24V AC110V, AC220V
Dimension (mm)	Diameter	Ø50	Ø50	Ø70	Ø80(Lens) Ø119(Housing)
	Height	208-372	422-586	148-372	287-511
	Depth				
Materials	Lens-PC Housing-PC	Lens-PC Housing-PC	Lens-PC Housing-PC	Lens-PC Housing-PC	Lens-AS Housing-ABS
	Layer	1-5 Layers	1-5 Layers	1-5 Layers	1-5 Layers
Light source & Operation	Bulb Steady/Flashing				
	LED Steady				
	LED Steady/Flashing	•	•	•	•
	LED Strobe	•	•	•	•
Sound & volume	LED Simulated revolving	•	•	•	•
	1 buzzer sound	Max 90dB at 1m	Max 90dB at 1m	Max 90dB at 1m	Max 90dB at 1m
	5 Signal sounds	Max 85dB at 1m	Max 85dB at 1m	Max 85dB at 1m	Max 105dB at 1m
Layer color change	Yes	Yes	Yes	Yes	Yes
Mount bracket	Direct mount	Pole mount	Direct mount	Pole mount	Direct mount
Bracket	TWS45, TWA45	LB18, LW18, QZ18, SZ18, QL18, SL18, QLA18	TWS80, TWA80	LB24, LW24, QZ24, SZ24, QL24, SL24, QLA24	-
Protection rating	IP54	IP54	IP54	IP54	IP54
Certificates	CE	CE	CE	CE	-
Customization	Customized color arrangements, Beige color, LED strobe, LED simulated revolving, Wall mount brackets	Customized color arrangements, Beige color, LED strobe, LED simulated revolving, Customized pole length	Customized color arrangements, Beige color, LED strobe, LED simulated revolving, Wall mount brackets	Customized color arrangements, Beige color, LED strobe, LED simulated revolving, Customized pole length	Customized color arrangements, 70mm lens height

# Specification List for USB LED Tower Lights



Model number(series)	QTG50(M)L-USB	QTG60(M)L-USB	QTG70(M)L-USB	QTC50(M)L-USB	QTC60(M)L-USB	QTC70(M)L-USB	
Voltage	USB DC 5V	USB DC 5V	USB DC 5V	USB DC 5V	USB DC 5V	USB DC 5V	
Dimension (mm)	Diameter	Ø50	Ø60	Ø70	Ø50	Ø60	Ø70
	Height	116-364	126-399	126-399	116-364	126-399	126-399
	Depth						
	Materials	Lens-PC Housing-ABS	Lens-PC Housing-ABS	Lens-PC Housing-ABS	Lens, filter lens-PC Housing-ABS	Lens, filter lens-PC Housing-ABS	Lens, filter lens-PC Housing-ABS
Light source & Operation	Layer	1-5 Layers	1-5 Layers	1-5 Layers	1-5 Layers	1-5 Layers	
	Bulb Steady/Flashing						
	LED Steady						
	LED Steady/Flashing	•	•	•	•	•	
	LED Strobe						
Sound & volume	LED Simulated revolving						
	1 buzzer sound 5 Signal sounds	Max. 90dB at 1m	Max. 90dB at 1m	Max. 90dB at 1m	Max. 90dB at 1m	Max. 90dB at 1m	
Layer color change	Yes	Yes	Yes	Yes	Yes	Yes	
Mount bracket	Direct mount	Direct mount	Direct mount	Direct mount	Direct mount	Direct mount	
Bracket	LB18, LW18, QZ18, SZ18, QL18, QLA18	LB18, LW18, QZ18, SZ18, QL18, QLA18	LB24, LW24, QZ24, SZ24, QL24, SL24, QLA24	LB18, LW18, QZ18, SZ18, QL18, QLA18	LB18, LW18, QZ18, SZ18, QL18, QLA18	LB24, LW24, QZ24, SZ24, QL24, SL24, QLA24	
Protection rating	IP54(Buzzer type), IP65(Standard)	IP54(Buzzer type), IP65(Standard)	IP54(Buzzer type), IP65(Standard)	IP54(Buzzer type), IP65(Standard)	IP54(Buzzer type), IP65(Standard)	IP54(Buzzer type), IP65(Standard)	
Certificates	CE	CE	CE	CE	CE	CE	
Customization	Customized color arrangements, Customized pole length, Wall mount brackets	Customized color arrangements, Customized pole length, Wall mount brackets	Customized color arrangements, Customized pole length, Wall mount brackets	Customized color arrangements, Customized pole length, Wall mount brackets	Customized color arrangements, Customized pole length, Wall mount brackets	Customized color arrangements, Customized pole length, Wall mount brackets	



Model number(series)	QTR50(M)L-USB	QTR60(M)L-USB	QTR70(M)L-USB	
Voltage	USB DC 5V	USB DC 5V	USB DC 5V	
Dimension (mm)	Diameter	Ø50	Ø60	Ø70
	Height	116-364	126-399	126-399
	Depth			
	Materials	Lens-PC Housing-ABS	Lens-PC Housing-ABS	Lens-PC Housing-ABS
Light source & Operation	Layer	1-5 Layers	1-5 Layers	1-5 Layers
	Bulb Steady/Flashing			
	LED Steady			
	LED Steady/Flashing	•	•	•
	LED Strobe			
Sound & volume	LED Simulated revolving			
	1 buzzer sound 5 Signal sounds	Max. 90dB at 1m	Max. 90dB at 1m	Max. 90 dB at 1m
Layer color change	Yes	Yes	Yes	
Mount bracket	Direct mount	Direct mount	Direct mount	
Bracket	LB18, LW18, QZ18, SZ18, QL18, QLA18	LB18, LW18, QZ18, SZ18, QL18, QLA18	LB24, LW24, QZ24, SZ24, QL24, SL24, QLA24	
Protection rating	IP54(Buzzer type), IP65(Standard)	IP54(Buzzer type), IP65(Standard)	IP54(Buzzer type), IP65(Standard)	
Certificates	-	-	-	
Customization	Customized arrangements, color Black housing, Customized pole length, Wall mount brackets	Customized arrangements, color Black housing, Customized pole length, Wall mount brackets	Customized arrangements, color Black housing, Customized pole length, Wall mount brackets	

# Product Specification for Ethernet LED Tower Lights



Model number(series)	ST45ML-ETN	ST45L-ETN	ST56MEL-ETN	ST56EL-ETN	ST80MEL-ETN	ST80EL-ETN
Voltage	DC12V, DC24V AC110V, AC220V	DC12V, DC24V AC110V, AC220V	DC12V, DC24V AC110V, AC220V	DC12V, DC24V AC110V, AC220V	DC12V, DC24V AC110V, AC220V	DC12V, DC24V AC110V, AC220V
Dimension (mm)	Diameter	Ø45	Ø45	Ø56	Ø56	Ø80
	Height	244-404	458-618	257-517	471-731	230-390
	Depth					
Materials	Lens-AS Housing-ABS	Lens-AS Housing-ABS	Lens-AS Housing-ABS	Lens-AS Housing-ABS	Lens-AS Housing-ABS	Lens-AS Housing-ABS
	Layer	1-5 Layers	1-5 Layers	1-5 Layers	1-5 Layers	1-5 Layers
Light source & Operation	Bulb Steady/Flashing					
	LED Steady					
	LED Steady/Flashing	•	•	•	•	•
	LED Strobe					
	LED Simulated revolving					
Sound & volume	1 buzzer sound	Max 90dB at 1m	Max 90dB at 1m	Max 90dB at 1m	Max 90dB at 1m	Max 90dB at 1m
	5 Signal sounds	Max 85dB at 1m	Max 85dB at 1m	Max 85dB at 1m	Max 85dB at 1m	Max 85dB at 1m
Layer color change	Yes	Yes	Yes	Yes	Yes	Yes
Mount bracket	Direct mount	Pole mount	Direct mount	Pole mount	Direct mount	Pole mount
Bracket	TWS45, TWA45	LB18, LW18, QZ18, SZ18, QLA18	TWS45, TWA45	LB18, LW18, QZ18, SZ18, QLA18	TWS80, TWA80	LB24, LW24, QZ24, SZ24, QLA24
Protection rating	IP23	IP23	IP23	IP23	IP23	IP23
Certificates	-	-	CE, KCC	CE, KCC	-	-
Customization	Customized color arrangements, Wall mount brackets	Customized color arrangements, Customized pole length	Customized color arrangements, 70mm lens height, Wall mount brackets	Customized color arrangements, 70mm lens height, Customized pole length	Customized color arrangements, 70mm lens height, Wall mount brackets	Customized color arrangements, 70mm lens height, Customized pole length



Model number(series)	QT50ML-ETN	QT50L-ETN	QT70ML-ETN	QT70L-ETN	
Voltage	DC12V, DC24V	DC12V, DC24V	DC12V, DC24V	DC12V, DC24V	
Dimension (mm)	Diameter	Ø50	Ø50	Ø70	
	Height	208-372	422-586	148-372	287-511
	Depth				
Materials	Lens-PC Housing-PC	Lens-PC Housing-PC	Lens-PC Housing-PC	Lens-PC Housing-PC	
	Layer	1-5 Layers	1-5 Layers	1-5 Layers	1-5 Layers
Light source & Operation	Bulb Steady/Flashing				
	LED Steady				
	LED Steady/Flashing	•	•	•	
	LED Strobe	•	•	•	
	LED Simulated revolving	•	•	•	
Sound & volume	1 buzzer sound	Max 90dB at 1m	Max 90dB at 1m	Max 90dB at 1m	
	5 Signal sounds	Max 85dB at 1m	Max 85dB at 1m	Max 90dB at 1m	
Layer color change	Yes	Yes	Yes	Yes	
Mount bracket	Direct mount	Pole mount	Direct mount	Pole mount	
Bracket	TWS45, TWA45	LB18, LW18, QZ18, SZ18, QLA18	TWS80, TWA80	LB24, LW24, QZ24, SZ24, QLA24	
Protection rating	IP54	IP54	IP54	IP54	
Certificates	CE	CE	CE	CE	
Customization	Customized color arrangements, Beige color, LED strobe, LED simulated revolving, Wall mount brackets	Customized color arrangements, Beige color, LED strobe, LED simulated revolving, Customized Pole Length	Customized color arrangements, Beige color, LED strobe, LED simulated revolving, Wall mount brackets	Customized color arrangements, Beige color, LED strobe, LED simulated revolving, Customized Pole Length	

# Specification List for Ethernet LED Tower Lights



Model number(series)	QTG50(M)L-ETN	QTG60(M)L-ETN	QTG70(M)L-ETN	QTC50(M)L-ETN	QTC60(M)L-ETN	QTC70(M)L-ETN
Voltage	DC12V, DC24V AC110V-220V	DC12V, DC24V AC110V-220V	DC12V, DC24V AC110V-220V	DC12V, DC24V AC110V-220V	DC12V, DC24V AC110V-220V	DC12V, DC24V AC110V-220V
Dimension (mm)	Diameter	Ø50	Ø60	Ø70	Ø50	Ø60
	Height	116-364	126-399	126-399	116-364	126-399
	Depth					
Materials	Lens-PC	Lens-PC	Lens-PC	Lens, filter lens-PC	Lens, filter lens-PC	Lens, filter lens-PC
	Housing-ABS	Housing-ABS	Housing-ABS	Housing-ABS	Housing-ABS	Housing-ABS
Layer	1-5 Layers	1-5 Layers	1-5 Layers	1-5 Layers	1-5 Layers	1-5 Layers
Light source & Operation	Bulb Steady/Flashing					
	LED Steady					
	LED Steady/Flashing	•	•	•	•	•
	LED Strobe					
Sound & volume	LED Simulated revolving					
	1 buzzer sound	Max. 90dB at 1m	Max. 90dB at 1m	Max. 90dB at 1m	Max. 90dB at 1m	Max. 90dB at 1m
5 Signal sounds						
Layer color change	Yes	Yes	Yes	Yes	Yes	Yes
Mount bracket	Direct mount	Direct mount	Direct mount	Direct mount	Direct mount	Direct mount
Bracket	LB18, LW18, QZ18, SZ18, QL18, QLA18	LB18, LW18, QZ18, SZ18, QL18, QLA18	LB24, LW24, QZ24, SZ24, QL24, SL24, QLA24	LB18, LW18, QZ18, SZ18, QL18, QLA18	LB18, LW18, QZ18, SZ18, QL18, QLA18	LB24, LW24, QZ24, SZ24, QL24, SL24, QLA24
Protection rating	IP54(Buzzer type), IP65(Standard)	IP54(Buzzer type), IP65(Standard)	IP54(Buzzer type), IP65(Standard)	IP54(Buzzer type), IP65(Standard)	IP54(Buzzer type), IP65(Standard)	IP54(Buzzer type), IP65(Standard)
Certificates	CE	CE	CE	CE	CE	CE
Customization	Customized color arrangements, Customized pole length, Wall mount brackets	Customized color arrangements, Customized pole length, Wall mount brackets	Customized color arrangements, Customized pole length, Wall mount brackets	Customized color arrangements, Customized pole length, Wall mount brackets	Customized color arrangements, Customized pole length, Wall mount brackets	Customized color arrangements, Customized pole length, Wall mount brackets



Model number(series)	QTR50(M)L-ETN	QTR60(M)L-ETN	QTR70(M)L-ETN
Voltage	DC12V, DC24V AC110V-220V	DC12V, DC24V AC110V-220V	DC12V, DC24V AC110V-220V
Dimension (mm)	Diameter	Ø50	Ø60
	Height	116-364	126-399
	Depth		
Materials	Lens-PC	Lens-PC	Lens-PC
	Housing-ABS	Housing-ABS	Housing-ABS
Layer	1-5 Layers	1-5 Layers	1-5 Layers
Light source & Operation	Bulb Steady/Flashing		
	LED Steady		
	LED Steady/Flashing	•	•
	LED Strobe		
Sound & volume	LED Simulated revolving		
	1 buzzer sound	Max. 90dB at 1m	Max. 90dB at 1m
5 Signal sounds			
Layer color change	Yes	Yes	Yes
Mount bracket	Direct mount	Direct mount	Direct mount
Bracket	LB18, LW18, QZ18, SZ18, QL18, QLA18	LB18, LW18, QZ18, SZ18, QL18, QLA18	LB24, LW24, QZ24, SZ24, QL24, SL24, QLA24
Protection rating	IP54(Buzzer type), IP65(Standard)	IP54(Buzzer type), IP65(Standard)	IP54(Buzzer type), IP65(Standard)
Certificates			
Customization	Customized color arrangements, Black housing, Customized pole length, Wall mount brackets	Customized color arrangements, Black housing, Customized pole length, Wall mount brackets	Customized color arrangements, Black housing, Customized pole length, Wall mount brackets

# Specification List For Wireless Products

## Wireless LED Tower Lights



Model number	QTG60ML-WIZ	QTG60L-WIZ	QTG70ML-WIZ	QTG70L-WIZ
Voltage	DC12V, DC24V AC110V-220V	DC12V, DC24V AC110V-220V	DC12V, DC24V AC110V-220V	DC12V, DC24V AC110V-220V
Dimension (mm)	Diameter	Ø60	Ø60	Ø70
	Height	199-399	435-625	199-399
	Depth			357-557
Material	Lens-PC Housing-ABS	Lens-PC Housing-ABS	Lens-PC Housing-ABS	Lens-PC Housing-ABS
Layers	1-5 Layers	1-5 Layers	1-5 Layers	1-5 Layers
Light source & Operation	Bulb Steady/ Flashing			
	LED Steady			
	LED Steady/ Flashing	•	•	•
	LED Strobe			
	LED Simulated revolving			
Sound & Volume	1 buzzer sound	Max. 85dB at 1m	Max. 85dB at 1m	Max. 85dB at 1m
	5 signal sounds			
Layer color change	Yes	Yes	Yes	Yes
Mount bracket	Direct mount	Pole mount	Direct mount	Pole mount
Bracket	TWS45, TWA45	LB18, LW18, QZ18, SZ18, QL18, SL18, QLA18	TWS80, TWA80	LB24, LW24, QZ24, SZ24, QL24, SL24, QLA24
Protection rating	IP54(Buzzer type), IP65(Standard)	IP54(Buzzer type), IP65(Standard)	IP54(Buzzer type), IP65(Standard)	IP54(Buzzer type), IP65(Standard)
Certificates	KC	KC	KC	KC
Customization	2 buzzer sounds, Wall mount bracket, Strong buzzer, Black housing	2 buzzer sounds, Pole length adjustment, Strong buzzer, Black housing	2 buzzer sounds, Wall mount bracket, Strong buzzer, Black housing	2 buzzer sounds, Pole length adjustment, Strong buzzer, Black housing
Transistor	NPN	NPN	NPN	NPN
Communication	Wireless(ZIGBEE)	Wireless(ZIGBEE)	Wireless(ZIGBEE)	Wireless(ZIGBEE)

## Wireless LED Signal Lights



Model number	QMCL125-WIZ	
Voltage	DC12V, DC24V	
Dimension (mm)	Diameter	Ø116
	Height	110
Volume	Max. 80dB at 1m	
Material	Lens-AS Housing-ABS	
Mount bracket	Self stand	
Protection rating	IP65	
Mount bracket	Self stand	
Protection rating	IP65	
Certificates		
Customization	Wall mount	
Transistor	NPN	
Communication	Wireless(ZIGBEE)	

# Product Specification for Electric Sounder/ Speaker/ Motor Siren/ Buzzer Horn/ Bell



Model number(series)	SPK	QMPS	S60ADH	QAP80H	QAP80BZ	QAP100H	QAP100BZ
Voltage	DC12V, DC24V AC110V, AC220V	DC12V-24V AC110V-220V	DC12V, DC24V AC110V, AC220V	DC12V-24V	DC12V, DC24V	DC12V-24V AC110V-220V	DC12V, DC24V AC110V-220V
Dimension (mm)	Diameter	80×80	120×120	Ø75	Ø83	Ø83	Ø97
	Height	-	-	158	129	129	137
	Depth	75	69	86	93	93	109
Materials	ABS	ABS	ABS	ABS	ABS	ABS	ABS
Sound & Volume	1 Tone Buzzer		Max 100dB at 1m		Max 105dB at 1m		Max 105dB at 1m
	5 Signal Sounds	Max 85dB at 1m					
	Voice						
	30 Signal Sounds		Max 98dB at 1m		Max 100dB at 1m		Max 100dB at 1m
	31 Signal Sounds						
MP3		Max 95dB at 1m				Max 95dB at 1m	
Other Sound							
Mounting structure	Panel mount	Panel mount	Wall mount	Wall mount	Wall mount	Wall mount	Wall mount
Caple entry	-	-	-	Ø10	Ø10	Ø10	Ø10
Protection rating	IP23	IP54	IP54	IP65	IP65	IP65	IP65
Certificate	CE	CE, UL	CE	CE	CE	CE	CE
Customization	-	-	Strong buzzer 105dB	-	-	-	-
Transistor	NPN type	NPN type		NPN type	-	NPN type	-




Model number(series)	QAP125H	QAP125BZ	SRN	SEN15	SEN25	SMP35	SMP50
Voltage	DC12V-24V AC110V-220V	DC12V, DC24V AC110V-220V	DC12V, DC24V AC110V, AC220V	DC12V, DC24V AC110V, AC220V	DC12V, DC24V AC110V, AC220V	DC12V-24V AC110V-220V	DC12V-24V AC110V-220V
Dimension (mm)	Diameter	Ø116	Ø116	Ø125	130	130	145×177
	Height	149	149	-	-	-	-
	Depth	132	132	185(Length)	200(Length)	200(Length)	216(Length)
Materials	ABS	ABS	ABS	ABS	ABS	ABS	ABS
Sound & Volume	1 Tone Buzzer		Max 105dB at 1m				
	5 Signal Sounds			Max 108dB at 1m	Max 108dB at 1m	Max 115dB at 1m	
	Voice			Max 98dB at 1m	Max 98dB at 1m	Max 108dB at 1m	
	30 Signal Sounds	Max 115dB at 1m					Max 115dB at 1m
	31 Signal Sounds						Max 123dB at 1m
MP3	Max 100dB at 1m					Max 113dB at 1m	
Other Sound						Max 118dB at 1m	
Mounting structure	Wall mount	Wall mount	Self stand	Self stand	Self stand	Self stand	Self stand
Caple entry	Ø10	Ø10	Ø10	Ø10	Ø10	Ø21	Ø21
Protection rating	IP65	IP65	IP55	IP55	IP55	IP65	IP65
Certificate	CE	CE	CE	CE	CE	CE	CE
Customization	-	-	External sound pattern signal line	External sound pattern signal line	External sound pattern signal line	External sound pattern signal line	External sound pattern signal line
Transistor	NPN type	-	NPN type	NPN type	NPN type	NPN type	NPN type

# Product Specification for Electric Sounder/ Speaker/ Motor Siren/ Buzzer Horn/ Bell



Model number(series)	SN	SEHN25	SEHN50	SN-1	SM30	SM40	
Voltage	DC12V, DC24V AC110V, AC220V	DC12V, DC24V AC110V, AC220V	DC12V, DC24V AC110V, AC220V	DC12V, DC24V	DC12V, DC24V AC110V, AC220V	DC12V, DC24V AC110V, AC220V	
Dimension (mm)	Diameter	Ø119(Horn)	Ø158(Horn)	Ø167(Horn)	Ø135(Horn)	Ø77	Ø128
	Height						
	Depth	167(Length)	238(Length)	242(Length)	140(Length)	82(Length)	162(Length)
Materials	Housing-Steel	Housing-Steel	Housing-Steel	Housing-Steel	Housing-Steel	Housing-ABS	
Sound & Volume	1 Tone Buzzer						
	5 Signal Sounds	Max 105dB at 1m	Max 115dB at 1m	Max 120dB at 1m	-	-	-
	Voice	Max 95dB at 1m	Max 108dB at 1m	Max 115dB at 1m	-	-	-
	30 Signal Sounds						
	31 Signal Sounds						
MP3							
Other Sound	-	-	-	Max 100dB at 1m	Max 110dB at 1m	Max 116dB at 1m	
Mounting structure	Self stand	Self stand	Self stand	Self stand	Self stand	Self stand	
Cable entry	Ø10	Ø21	Ø21	Ø10	Ø22	Ø22	
Protection rating	IP55	IP55	IP55	IP55	IP44	IP44	
Certificate	CE	KIMM	KIMM	-	-	-	
Customization	External sound pattern signal line	External sound pattern signal line	External sound pattern signal line	-	-	-	
Transistor	NPN type	NPN type	NPN type	-	-	-	



Model number(series)	SM200	SM400	SAB130	SAB200	QWH35	QWH50	
Voltage	DC24V AC110V, AC220V	DC24V AC110V, AC220V	DC24V AC110V, AC220V	DC24V AC110V, AC220V	DC12V-24V AC110V-220V	DC12V-24V AC110V-220V	
Dimension (mm)	Diameter	Ø143	Ø165	Ø130(Bell)	Ø200(Bell)	136×179	168×222
	Height	-	-	238	269	-	-
	Depth	231(Length)	284(Length)	107	107	126	163
Materials	Housing-Steel	Housing-Steel	Bell-Steel Housing-ABS	Bell-Steel Housing-ABS	Horn-PC Housing-PC+ABS	Horn-PC HousingPC+-ABS	
Sound & Volume	1 Tone Buzzer						
	5 Signal Sounds						
	Voice						
	30 Signal Sounds						
	31 Signal Sounds	-	-	-	-	Max 115dB at 1m	Max 123dB at 1m
MP3					Max 113dB at 1m	Max 118dB at 1m	
Other Sound	Max 120dB at 1m	Max 123dB at 1m	Max 95dB at 1m	Max 95dB at 1m	-	-	
Mounting structure	Direct mount	Direct mount	Wall mount	Wall mount	Wall mount	Wall mount	
Cable entry	Ø9	Ø22	Ø26	Ø26	Ø21	Ø21	
Protection rating	IP44	IP44	IP56	IP56	IP66	IP66	
Certificate	CE	-	CE	CE	CE, UL	CE, UL	
Customization	-	-	2 way cable entries	2 way cable entries	-	-	
Transistor	-	-	-	-	NPN type	NPN type	

# Product Specification for LED Work Lights for Industrial Purpose



Model number(series)	QML-150	QML-250	QMHL-150	QMHL-250
Voltage	DC24V	DC24V	DC24V	DC24V
Power consumption	11-13W	23-29W	11-12W	23-25W
Dimension (mm)	Direct mount (D type)	155(W)×105(L)×36(H)	255(W)×115(L)×36(H)	155(W)×105(L)×36(H)
	Bracket (K type)	155(W)×156(L)×36(H)	255(W)×166(L)×36(H)	155(W)×156(L)×36(H)
	Bracket (MF type)	155(W)×191(L)×36(H)	255(W)×201(L)×36(H)	155(W)×191(L)×36(H)
Material	Housing : Al, Lens : Tempered glass	Housing : Al, Lens : Tempered glass	Housing : Al, Lens : Tempered glass	Housing : Al, Lens : Tempered glass
Lens color	Translucent	Translucent	Transparent	Transparent
Light color	Cooldaylight	Cooldaylight	Cooldaylight	Cooldaylight
Efficacy (lm/W)	620Lux	890Lux	1,000Lux	1,900Lux
Mounting structure	Direct mount(D type), Mount bracket(K type), Revolving mount bracket (MF Type)	Direct mount(D type), Mount bracket(K type), Revolving mount bracket (MF Type)	Direct mount(D type), Mount bracket(K type), Revolving mount bracket (MF Type)	Direct mount(D type), Mount bracket(K type), Revolving mount bracket (MF Type)
Protection rating	IP67/ IP69K	IP67/ IP69K	IP67/ IP69K	IP67/ IP69K
Certificates	CE, UL	CE, UL	CE	CE
Customization	M12 connector equipped	M12 connector equipped	M12 connector equipped	M12 connector equipped



Model number(series)	QFL-200/ 300/ 400/ 500/ 600/ 1200	QFLC-200/ 300/ 400/ 500/ 600/ 1200	QMFLN-200/ 300/ 400/ 500/ 600
Voltage	DC24V, AC110V/ AC220V	DC24V, AC110V/ AC220V	DC24V
Power consumption	5.5-53W	5.5-53W	5.6-25W
Dimension (mm)	Length	240-1190	190-600
	Width	60	60
	Height	63	63
Materials	Lens : PC, Side cover : Al	Lens : PC, Side cover : Al	Housing: Al, Lens : Tempered glass
Lens color	Translucent	Transparent	Transparent
Light color	Cooldaylight	Cooldaylight	Cooldaylight
Efficacy (lm/W)	120-1,200Lux	150-1,560Lux	160-1,300Lux
Mounting structure	Mount bracket	Mount bracket	Mount bracket
Protection rating	IP67	IP67	IP67/ IP69K
Certificates	CE	CE	CE, UL
Customization	M12 connector equipped	M12 connector equipped	M12 connector equipped



Model number(series)	QPL200/ 300/ 400/ 500	QPLC200/ 300/ 400/ 500	QPHL200/ 300/ 400/ 500	QPHLC200/ 300/ 400/ 500
Voltage	DC24V, AC110V, AC220V	DC24V, AC110V, AC220V	DC24V, AC110V, AC220V	DC24V, AC110V, AC220V
Power consumption	4-11W	4-11W	4.8-11W	4.8-11W
Dimension (mm)	Length	200-500	200-500	200-500
	Width	39.4	39.4	39.4
	Height	24.4	24.4	24.4
Material	Lens : PC, Side cover : ABS	Lens : PC, Side cover : ABS	Lens : PC, Side cover : ABS	Lens : PC, Side cover : ABS
Lens color	Translucent	Transparent	Translucent	Transparent
Light color	Cooldaylight	Cooldaylight	Cooldaylight	Cooldaylight
Efficacy (lm/W)	50-215Lux	65-265Lux	80-290Lux	100-375Lux
Mounting structure	Direct mount	Direct mount	Direct mount	Direct mount
Protection rating	IP65	IP65	IP65	IP65
Certificates	CE, UL	CE, UL	CE, UL	CE

# Product Specification for LED Work Lights for Industrial Purpose



Model number(series)	QCML-200/ 300/ 400/ 500/ 600/ 900/ 1200/ 1500	QCMLC-200/ 300/ 400/ 500/ 600/ 900/ 1200/ 1500	QCML-7C
Voltage	DC24V	DC24V	DC24V
Power consumption	5.5-28W	5.5-28W	4.7-28W
Dimension (mm)	Length	257-1,557	257-1,557
	Width	33	33
	Height	26	26
Materials	Lens : PC, Side cover : PC	Lens : PC, Side cover : PC	Lens : PC, Side cover : PC
Lens color	Translucent	Transparent	Translucent
Light color	Cooldaylight, Warm white, Red, Amber	Cooldaylight, Warm white, Red, Amber	Red, Green, Blue, Amber, Purple, Cyan, White
Efficacy (lm/W)	85-550Lux	100-600Lux	-
Mounting structure	Mount bracket	Mount bracket	Mount bracket
Protection rating	IP67/ IP69K	IP67/ IP69K	IP67/ IP69K
Certificates	CE, UL	CE, UL	CE, UL



Model number(series)	QGL-200/ 300/ 400/ 500	QGLC-200/ 300/ 400/ 500
Voltage	DC24V, AC110V, AC220V	DC24V, AC110V, AC220V
Power consumption	4-12W	4-12W
Dimension (mm)	Length	200-500
	Width	38.4
	Height	33.6
Materials	Lens : PC, Side cover : ABS	Lens : PC, Side cover : ABS
Lens color	Translucent	Transparent
Light color	Cooldaylight	Cooldaylight
Efficacy (lm/W)	70-300Lux	85-370Lux
Mounting structure	Mount bracket	Mount bracket
Protection rating	Non waterproof	Non waterproof
Certificates	CE	CE



Model number(series)	QEL-200/ 300/ 400/ 500	QELT-200/ 300/ 400/ 500	QELS-200/ 300/ 400/ 500	QELTS-200/ 300/ 400/ 500	
Voltage	DC24V, AC110V, AC220V	DC24V, AC110V, AC220V	DC24V, AC110V, AC220V	DC24V, AC110V, AC220V	
Power consumption	2.5-24W	2.5-24W	2.5-24W	2.5-24W	
Dimension (mm)	Length	220-520	249-549	249-549	278-578
	Width	34.6	34.6	34.6	34.6
	Height	30.7	30.7	33.1	33.1
Materials	Lens : PC, Side cover : ABS	Lens : PC, Side cover : ABS	Lens : PC, Side cover : ABS	Lens : PC, Side cover : ABS	
Lens color	Translucent	Translucent	Translucent	Translucent	
Light color	Cooldaylight	Cooldaylight	Cooldaylight	Cooldaylight	
Efficacy (lm/W)	80-200Lux	80-200Lux	80-200Lux	80-200Lux	
Mounting structure	Mount bracket	Mount bracket	Mount bracket	Mount bracket	
Protection rating	Non waterproof	Non waterproof	Non waterproof	Non waterproof	
Certificates	CE, KC	CE	CE, KC	CE	

# Product Specification for LED Work Lights for Industrial Purpose

## Non Sparking LED Work Light



Model number(series)	QMFL-300-Ex-24	QLEX-350	QLEX-SLM-250	QLEX-SLM-250(PL)
Voltage	DC24V	DC24V	DC24V	DC24V
Power consumption	10W	8.6W	8.8W	8.8W
Dimension (mm)	Length	290	350	250
	Width	38	90	90
	Height	64	88.4	70
Materials	Lens-Tempered glass Housing-Al	Side cover : Al, Lens : PC, Side cover out : NBR, Bracket : Al	Side cover : Al, Lens : PC, Bracket : Al	Side cover : Al, Lens : PC, Bracket : Al
Lens color	Translucent	Transparent/ Translucent	Transparent/ Translucent	Transparent/ Translucent
Light color	Cooldaylight	Cooldaylight	Cooldaylight	Cooldaylight
Efficacy (lm/W)	260Lux	250Lux	260Lux	260Lux
Mounting structure	Mount bracket	Mount bracket	Mount bracket	Mount bracket
Protection rating	IP67/ IP69K	IP66/ IP67	IP66/ IP67	IP66/ IP67
Certificate	KCs, NEPSI	KCs, NEPSI	CE, KCs, NEPSI, S-Mark	CE, KCs, NEPSI, S-Mark
Explosion proof rating	Ex nR II T6, Ex nR II C T6 Gc	Ex d IIC T6, Ex d IIC T6 Gb	Ex d IIC T6, Ex d IIC T6 Gb	Ex d IIC T6, Ex d IIC T6 Gb



Model number	ULEF-1557/ 2557/ 4057/ 5057	ULSF-1557/ 2557/ 4057/ 5057	ULFL-1757-P0001/ P30000	ULPL-1857-GG3120/ 3057-GG3120	ULII-1830-IO1200/ 430-IO900/ 030-IO600/ 0630-IO300
Voltage	AC220V	AC220V	AC220V	AC220V	AC220V
Power consumption	40W	40W	15.2 - 17.5W	18 - 30W	6 - 18W
Dimension (mm)	Length	340 - 1280	1198	1198	300 - 1200
	Width	340 - 640	-	69	22
	Height	22	30	-	55
Material	Housing: PC, Heat sink: Al	Housing: PC, Heat sink: Al	Housing: PC, Heat sink: Al	Housing: PC, Heat sink: Al	Housing: PC, Heat sink: Al
Lens color	Translucent	Translucent	Translucent	Translucent	Translucent
Light color	Cooldaylight	Cooldaylight	Cooldaylight	Cooldaylight	Warm white
Efficacy (lm/W)	120 - 250Lux	375 - 500Lux	570Lux	730 - 1235Lux	120 - 400Lux
Mounting structure	Direct mount	Direct mount	-	Bracket	Bracket
Protection rating	Non waterproof	Non waterproof	Non waterproof	Non waterproof	Non waterproof
Certificates	KS, High efficiency materials	KS, High efficiency materials	KS, High efficiency materials	KS, High efficiency materials	KS

# Product Specification for LED Work Lights for Industrial Purpose

## Explosion Proof High Bay LED Lights



Model number	EXD29	EXD43	EXD57	EXD80
Voltage	AC110V, AC220V	AC110V, AC220V	AC110V, AC220V	AC110V, AC220V
Power consumption	29W	43W	57W	80W
Dimension (mm)	Length	Φ240	Φ285	Φ285
	Width	261 - 473	269 - 481	269 - 481
	Height	-	-	-
Material	Housing: Al, Lens : Tempered glass	Housing: Al, Lens : Tempered glass	Housing: Al, Lens : Tempered glass	Housing: Al, Lens : Tempered glass
Lens color	Transparent	Transparent	Transparent	Transparent
Light color	Cooldaylight	Cooldaylight	Cooldaylight	Cooldaylight
Efficacy (lm/W)	1,450Lux	2,150Lux	2,850Lux	4,000Lux
Mounting structure	Ceiling/ Stanchion / Junction box	Ceiling/ Stanchion / Junction box	Ceiling/ Stanchion / Junction box	Ceiling/ Stanchion / Junction box
Protection rating	IP66	IP66	IP66	IP66
Certificates	KCs	KCs	KCs	KCs
Explosion proof rating	Ex d IIC T6 Ex tD A21 IP66 T100°C	Ex d IIC T6 Ex tD A21 IP66 T100°C	Ex d IIC T6 Ex tD A21 IP66 T100°C	Ex d IIC T6 Ex tD A21 IP66 T100°C



Model number	EXD29-JE-CN-EXTB-130	EXD43-JE-CN-EXTB-130	EXD57-JE-CN-EXTB-130	EXD80-JE-CN-EXTB-130
Voltage	AC110V, AC220V	AC110V, AC220V	AC110V, AC220V	AC110V, AC220V
Power consumption	29W	43W	57W	80W
Dimension (mm)	Length	Φ240	Φ285	Φ285
	Width	261 - 473	269 - 481	269 - 481
	Height	-	-	-
Material	Housing: Al, Lens : Tempered glass	Housing: Al, Lens : Tempered glass	Housing: Al, Lens : Tempered glass	Housing: Al, Lens : Tempered glass
Lens color	Transparent	Transparent	Transparent	Transparent
Light color	Cooldaylight	Cooldaylight	Cooldaylight	Cooldaylight
Efficacy (lm/W)	1,450Lux	2,150Lux	2,150Lux	2,150Lux
Mounting structure	Pendant / Wall 90 °	Pendant / Wall 90 °	Pendant / Wall 90 °	Pendant / Wall 90 °
Protection rating	IP66	IP66	IP66	IP66
Certificates	KCs	KCs	KCs	KCs
Explosion proof rating	Ex d IIC T6 Ex tD A21 IP66 T100°C	Ex d IIC T6 Ex tD A21 IP66 T100°C	Ex d IIC T6 Ex tD A21 IP66 T100°C	Ex d IIC T6 Ex tD A21 IP66 T100°C

## High Bay LED Lights




Model number	SL65N4	SL75N4	SL80N4	SL120N4
Voltage	AC220V	AC220V	AC220V	AC220V
Power consumption	65W	75W	86W	120W
Dimension (mm)	Length	Φ264	Φ264	Φ288
	Width	163	163	174
	Height	-	-	-
Material	Housing: Al, Lens : Tempered glass	Housing: Al, Lens : Tempered glass	Housing: Al, Lens : Tempered glass	Housing: Al, Lens : Tempered glass
Lens color	Transparent	Transparent	Transparent	Transparent
Light color	Cooldaylight	Cooldaylight	Cooldaylight	Cooldaylight
Efficacy (lm/W)	3,400Lux	3,400Lux	4,000Lux	5,800Lux
Mounting structure	Ceiling/ Wall mount/ Pendant	Ceiling/ Wall mount/ Pendant	Ceiling/ Wall mount/ Pendant	Ceiling/ Wall mount/ Pendant
Protection rating	Non waterproof	Non waterproof	Non waterproof	Non waterproof
Certificates	KC, High efficiency materials	KC, High efficiency materials	KC, High efficiency materials	KC, High efficiency materials


# Qlight Catalogue Introduction

Qlight produces a wide variety of product categories which offers the customer the ability to select the suitable device for their application needs and environments.


There are warning/signal lights, electric signal horns, signal tower lights, warning light bars, PC control tower lights, industrial LED lights, aviation obstruction lights, and limit switches.



Total Catalogue



Simple Catalogue



Industrial LED Lights




Signal Tower Lights




Warning/ Signal Electric Horn



Vessels and Heavy-Duty Equipment/ Explosion Proof




Warning Light Bar




Aviation Obstruction Lights



Wireless Network System



Agriculture Machine Warning Light



Limit Switch



For Steel Manufacturing Facilities



FOR YOUR  
SAFETY

Specification and dimensions listed in this catalogue are subject to change without prior notice for product quality improvement. The newest product information is available on our web site. ([www.qlight.com](http://www.qlight.com)) Please read the Instruction Manual attached to the product carefully before installation and use.

## ***Qlight Catalogue Introduction***

*Signal Tower Lights*

*Warning/ Signal & Electric Horn*

*Vessels and Heavy-Duty & Equipment/ Explosion Proof*

*Warning Light Bar*

*Aviation Obstruction Lights*

*Industrial LED Lights*

***Qlight Co., Ltd.*** [www.qlight.com](http://www.qlight.com) | [trade@qlight.com](mailto:trade@qlight.com)

Head Office | Suite #1510, STX-V Tower, 128 Gasan digital 1-ro, Geumcheon-gu, Seoul, Korea

Tel. +82-2-2679-6152(Toll free. +82-80-328-2222) Fax. +82-2-2679-6154

Factory | 185-25, Mukbang-ro, Sangdong-myeon, Gimhae-si, Gyeongsangnamdo, Korea Tel. +82-55-328-1111

(Toll free. +82-80-328-1111) Fax. +82-55-328-4064

Qlight Overseas Sales Dept | 704 Nakdong-daero, Sasang-gu, Busan, Korea(Eomgung-Dong) Tel. +82-51-620-4100 Fax. +82-51-243-9826

Qlight Public Relations & Marketing Team Office | 704 Nakdong-daero, Sasang-gu, Busan, Korea(Eomgung-Dong) Tel. +82-51-245-0017

---

***Qlight USA, Inc.*** [www.qlight.com](http://www.qlight.com) [www.qlightusa.com](http://www.qlightusa.com) | [sales@qlightusa.com](mailto:sales@qlightusa.com)

3003 North First Street, Suite #341, San Jose, CA 95134 USA Tel. +1-408-519-5740 Fax. +1-408-519-5739

---

***SHANGHAI Qlight Electronic Co., Ltd.*** [www.qlight.com](http://www.qlight.com) [www.qlightcn.com](http://www.qlightcn.com) | [qlightcn@qlight.com](mailto:qlightcn@qlight.com)

China Factory/ Shanghai Sales Office | #19, Nanda Road, Baoshan Area, Shanghai, China Tel. +86-21-6651-7100 Fax. +86-21-6315-3929



WARNING LIGHT | ELECTRONIC HORN | SIGNAL TOWER LIGHT | EMERGENCY LIGHT BAR | LED OBSTRUCTION LIGHT | LED WORK LIGHT